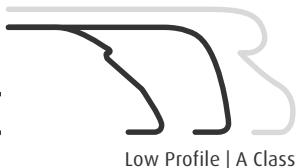


Esprit



Low Profile | A Class



Esprit Added Value

- + The new Gourmet kitchen combines functionality and style
- + Excellent design with three noble soft furnishing designs
- + Ideal driving characteristics: AL-KO low platform broad gauge chassis with 145mm lowering
- + Winter-proof with 125mm high IsoProtectPlus function floor with freeze protected installation
- + Feel-good illumination concept

Standard UK specification which is above standard European specification*

- Right hand drive chassis
- LED day-time-running light
- Electrical & heated mirrors
- Autom. cab air conditioning
- Cruise control
- Driver & passenger airbag
- Wheel trims
- Radio pre-wiring with Sound package
- Weight upgrade 3.850 kg (T)
- Cab blinds
- Midi Heki incl. illuminated plinth (T)
- Heki III incl. illuminated plinth (I)
- Habitation door with window and central locking
- Indirect illumination
- Full UK specification incl. UK gas and UK electrics
- TRUMA Combi 6 E heating with integrated 10 l boiler
- Smoke detector
- Large fridge/Tec Tower incl. oven
- TV bracket
- Extractor fan
- Lounge convert to bed
- Carpets for the cab and living room

* Please note: From technical point of view there are components which are not possible for some of model types and layouts.



Standard specification

Chassis / Base vehicle

- Fiat Ducato with Common-Rail-Turbo diesel technology, Multijet direct injection and Euro 6 engine
- Front wheel drive
- Steel wheels 16"
- High-quality all season tyres (4 Seasons M+S)
- ABS / EBD
- ESP
- ASR
- Hill Holder, Hill Descent Control
- AL-KO low platform
- Broad gauge chassis rear axle
- Comfortable driving experience with axle stabilisers
- Chassis with stronger suspension springs for automotive driving comfort
- Large fuel tank (90l)
- Interruption of fuel supply and retraction of steering column (in case of a collision)
- Wider tyres, anti-theft device and revolution counter
- Day-time-running lights integrated into the headlights (only for Low Profile)
- LED day-time-running lights integrated into the bumper (only for A Class)
- Halogen headlights (passing- and upper beam lights) (only for A Class)
- Panoramic safety glass windscreen (only for A Class)
- Central locking cab with Fiat original remote control (only for Low Profile)
- Driver airbag
- Radiator add. protected by a grill in the front (only for A Class)
- Electrical window lift
- Low vibration, electrical and heated cab mirrors in bus style (only for A Class)
- Break-down kit

Conversion

- Resistant to rot LifeTime Plus conversion construction
- GRP roof and floor (glass fibre reinforced plastic) for optimal protection
- Floor thickness: 43mm; intermediate floor: 30mm, sidewall/ roof thickness: 34mm

- IsoProtect Plus functional double floor, heated, height of double floor: 120 mm
- Smooth sides in Aluminium White (only for T 7150-2 DBM)
- Modern rear moulding with energy saving LED rear lights
- Rear garage heated, covered with Vlies, reinforced drop chassis extension (loading capacity 250 kg) incl. fixing loops, floor made of robust GRP anti-slip cover, illuminated by a LED strip
- 2nd garage door
- Stable, double glazed flush fitting windows with integrated blinds and flyscreens
- Window for T-hood (only for Low Profile)
- Clear glass Mini Heki with blind and flyscreen
- Midi Heki over the pull-down bed (only for A Class)
- Electrical entrance step
- Coupé entrance
- Extra wide living door (70cm) with integrated window, interior trim and flyscreen
- Dethleffs Pilote seat GIS-Liner by Aguti (only for A Class)
- High-quality Pilote seats "Captain Chair" with height/inclination adjustment and much more (only for Low Profile)
- Swivel driver and passenger seats
- Height-adjustment for headrests for seating lounge in car optic
- Pull-down bed (only for A Class)
- Mud flaps rear
- Repair-friendly, two-piece A Class GRP front with integrated LED day-time-running lights and chromed headlight trims (only for A Class)

On-board technology/ Installations

- Gas bottle locker with easy pull-out function (2 x 11 kg)
- Powerful 95 Ah AGM leisure battery
- Starter and leisure battery with automatic switch-over (also for fridge)
- Electrical charging device for leisure and starter batteries 12V/ 18A
- 230 V outlet in garage

- 2 USB ports (seating lounge and sleeping room)
- CEE 230V external socket with safety device
- Powerful Truma Combi 6 gas heating with integrated 10l boiler
- Heating installed in seating lounge for optimum of warmth ventilation in living room
- Truma operation panel CP+ for easy heating operation
- Powerful pressure water pump
- Warm water supply with one-handle mixer battery
- On-board control panel with Luxury design
- LED illumination for the interior
- Wardrobe illumination with LED light
- Illuminated plinth over the door
- Awning light
- ELCB (earth leakage circuit breaker)
- Insulated and heated fresh and waste water tank

Kitchen

- Gourmet Kitchen Centre with 3-hob cooker, splitted cooker cover, cutting board, apothecary pull out, larger drawers with central locking and waste bin
- Sink and hob in high-quality stainless steel
- Large fridge with separated freezer compartment and auto energy selection (AES)
- Spacious drawers with high-quality smooth steel runners and self-closing function
- Kitchen overhead locker with illuminated plinth
- LED kitchen illumination
- Height-adjustable shelves for kitchen overhead lockers
- Spice rack with noble chrome alloy
- Separated place for the coffee machine

Bathroom

- Cassette toilet with swivel seat and electronic flush
- High-gloss wash bowl with frame in dark Marble optic

- All of our bathrooms are equipped with cabinets, storage compartments, large mirrors, tooth brush tumbler and toilet paper holder
- Bathroom doors in very robust finish with homelike door handle
- Fixed shower walls and water resistant plastic walls in the separated shower
- Shower grid (only for T/I 7150-2 DBM and T/I 7150-2 DBT)
- Intelligent washroom concept with 3-D bathroom, shower parts with "Wellness" shower head (not for T/I 6810-2)
- LED illumination for the bathroom
- Full-length mirror in sanitary area

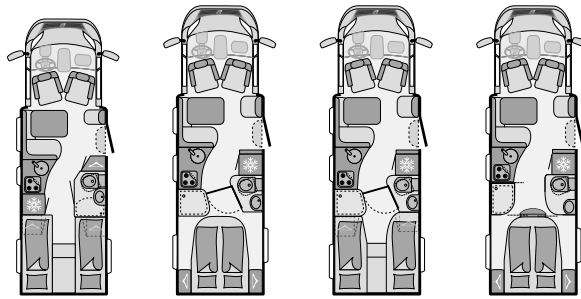
Living area

- New, innovative light-weight furniture technology with pleasant shapes and bi-colour décor elements
- Overhead lockers throughout with doors in the rear (depending on layout)
- Space saving overhead locker concept with installation channel
- Overhead lockers in cab for more storage space (only for Low Profile)
- Fixed and pull-down beds with wooden slated frames and 7 zones EvoPore HRC mattress (climate regulating)
- Seat chest enlargement, fold-away with storage space
- Well-organised entrance area with TV pre-wiring and storage locker
- AirPlus ventilation system
- Wardrobes over the feet of single beds (only for T/I 7150-2 EB)
- Storage compartment under beds in feet area, with dampers, adjustable, illuminated (only for T/I 7150-2 DBT)
- High-quality, ergonomic seat cushions
- Comfortable L-shaped seating lounge with free-standing table leg and Panoramic window

Interior

- Wood décor: Virginia Oak
- Soft furnishing: Amaro or Glamour

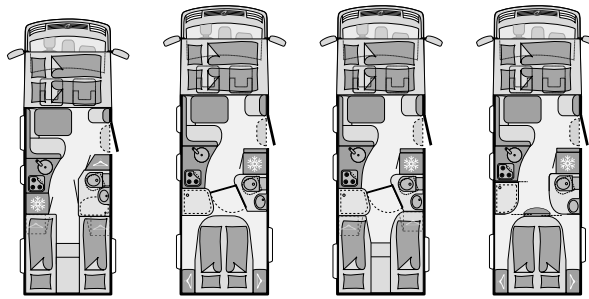
Esprit Low Profile



ESPRIT		T 6810-2	T 7150-2 DBM	T 7150-2 EB	T 7150-2 DBT
Length	cm	733	763	763	763
Width	cm	233	233	233	233
Height	cm	298	298	298	298
Internal height	cm	203	203	203	203
Towing weight 12% braked/ unbraked	kg	2000* / 750	2000* / 750	2000* / 750	2000* / 750
Tyres		225/75R 16C	225/75R 16C	225/75R 16C	225/75R 16C
Wheel base	cm	410	430	430	430
Beds pull-down/ overcab	cm	-	-	-	-
Bed mid	cm	180x110/80	180x110/80	180x110/80	180x110/80
Bed rear	cm	200x85 / 196x85	200x150	195x85 / 210x85	200x150
Alternative	cm	212x200/196	-	212x210/160	-
Sleeping berths		3	3	3	3
Basic engine		2,3 MJET	2,3 MJET	2,3 MJET	2,3 MJET
kW (BHP)		96 (130)	96 (130)	96 (130)	96 (130)
Chassis type		AL-KO low platform	AL-KO low platform	AL-KO low platform	AL-KO low platform
Weight net	kg	2936	2973	2973	2976
Mass in running order (MIRO)	kg	3126	3163	3163	3166
Payload	kg	724	687	687	684
Maximum authorised weight	kg	3850	3850	3850	3850
Designated passenger seats (standard weight)		4	4	4	4
Designated passenger seats (max. weight upgrade)		4	4	4	4
Heating		Combi 6 E	Combi 6 E	Combi 6 E	Combi 6 E
Fridge/ thereof freezer compartment	l	190 / 35	190 / 35	190 / 35	190 / 35
Water tank incl. boiler (red. volume)	l	160 (20)	160 (20)	160 (20)	160 (20)
Waste water tank volume	l	120	120	120	120
Awning size	cm	450	450	450	450
Garage sizes O/S standard/ maximum	cm	105x75 / 105x120	95x75 / -	105x75 / 105x120	95x75 / -
Garage sizes N/S standard/ maximum	cm	105x75 / 105x120	95x75 / -	105x75 / 105x120	95x75 / -
Battery/ charging device	Ah/A	95 / 18	95 / 18	95 / 18	95 / 18
Power outlets	230V/12V/USB	7 / 2 / 2	7 / 2 / 2	7 / 2 / 2	7 / 2 / 2

* under consideration of towing weight of 6 t

A Class



ESPRIT		I 6810-2	I 7150-2 DBM	I 7150-2 EB	I 7150-2 DBT
Length	cm	729	760	760	760
Width	cm	233	233	233	233
Height	cm	298	298	298	298
Internal height	cm	203	203	203	203
Towing weight 12% braked/ unbraked	kg	2000* / 750	2000* / 750	2000* / 750	2000* / 750
Tyres		225/75R 16C	225/75R 16C	225/75R 16C	225/75R 16C
Wheel base	cm	410	430	430	430
Beds pull-down/ overcab	cm	196x150	196x150	196x150	196x150
Bed mid	cm	-	-	-	-
Bed rear	cm	200x85 / 196x85	200x150	195x85 / 210x85	200x150
Alternative	cm	212x200/196	-	212x210/160	-
Sleeping berths		4	4	4	4
Basic engine		2,3 MJET MAXI	2,3 MJET MAXI	2,3 MJET MAXI	2,3 MJET MAXI
kW (BHP)		96 (130)	96 (130)	96 (130)	96 (130)
Chassis type		AL-KO low platform	AL-KO low platform	AL-KO low platform	AL-KO low platform
Weight net	kg	3142	3189	3189	3192
Mass in running order (MIRO)	kg	3332	3379	3379	3382
Payload	kg	918	871	871	868
Maximum authorised weight	kg	4250	4250	4250	4250
Designated passenger seats (standard weight)		4	4	4	4
Designated passenger seats (max. weight upgrade)		4	4	4	4
Heating		Combi 6 E	Combi 6 E	Combi 6 E	Combi 6 E
Fridge/ thereof freezer compartment	l	190 / 35	190 / 35	190 / 35	190 / 35
Water tank incl. boiler (red. volume)	l	160 (20)	160 (20)	160 (20)	160 (20)
Waste water tank volume	l	120	120	120	120
Awning size	cm	550	550	550	550
Garage sizes O/S standard/ maximum	cm	105x75 / 105x120	95x75 / -	105x75 / 105x120	95x75 / -
Garage sizes N/S standard/ maximum	cm	105x75 / 105x120	95x75 / -	105x75 / 105x120	95x75 / -
Battery/ charging device	Ah/A	95 / 18	95 / 18	95 / 18	95 / 18
Power outlets	230V/12V/USB	7 / 2 / 2	7 / 2 / 2	7 / 2 / 2	7 / 2 / 2

* under consideration of towing weight of 6 t

Dethleffs world of colours

For the ESPRIT range you can choose from the following colour combinations (some at extra charge).

Low Profile

Chassis colour		Conversion colour		
		White	Titansilver Metallic	Travertin Metallic
White	Code	standard	option 5338	option 7882
Silver	Code	-	option 8092	

A Class

Chassis colour		Conversion colour		
		White	Titansilver Metallic	Travertin Metallic
White	Code	standard	option 1665	option 7883

Please note that the roof as well as all skirts and other mounted parts will remain white. Conversion design partly with varnished graphics.



Options Esprit

	Additional weight (kg)	Code	T 6810-2	T 7150-2 DBM	T 7150-2 EB	T 7150-2 DBT	I 6810-2	I 7150-2 DBM	I 7150-2 EB	I 7150-2 DBT
Chassis/ Base										
Fiat Ducato Multijet 150 Light (2.3 l/148 BHP)	0	8800	○	○	○	○	-	-	-	-
Fiat Ducato Multijet 180 Light (2.3 l/177 BHP)	0	8801	○	○	○	○	-	-	-	-
Fiat Ducato Multijet 130 Maxi (2.3 l/130 BHP)	40	7326	○	○	○	○	●	●	●	●
Fiat Ducato Multijet 150 Maxi (2.3 l/148 BHP)	40	7327	○	○	○	○	-	-	-	-
Fiat Ducato Multijet 150 Maxi (2.3 l/148 BHP)	0	8855	-	-	-	-	○	○	○	○
Fiat Ducato Multijet 180 Maxi (2.3 l/177 BHP)	40	8856	-	-	-	-	○	○	○	○
Fiat Ducato Multijet 180 Maxi (3.0 l/177 BHP)	40	7328	○	○	○	○	-	-	-	-
Alloy wheels 16"	0	8045	○	○	○	○	○	○	○	○
Tow bar (consider the total towing weight)	35	273	○	○	○	○	○	○	○	○
Cab dash in silver/black line optics	1	1881	○	○	○	○	○	○	○	○
Weight upgrade to 4500 kg (only in conj. with Maxi chassis)	0	1585	○	○	○	○	○	○	○	○
Cab insulating mat large	13	427	○	○	○	○	○	○	○	○
Cab insulating mats for windscreen and side windows	9	934	○	○	○	○	○	○	○	○
Air suspension rear axle (ALKO)	35	1658	○	○	○	○	○	○	○	○
Air suspension front and rear axles (ALKO)	85	1796	○	○	○	○	○	○	○	○
Reinforced spring for front axle	0	1889	-	-	-	-	○	○	○	○
Luxury Pilote seat	2	1659	-	-	-	-	○	○	○	○
Mud flaps front	2	298	○	○	○	○	○	○	○	○
Halogen low beam and high beam lights incl. static cornering light and fog lights	0	7138	-	-	-	-	○	○	○	○
Rear corner steadies (2 pieces)	6	390	○	○	○	○	○	○	○	○
Automated gearbox (6 gears)	17	11	○	○	○	○	○	○	○	○
Bodywork exterior										
Roof rails with high-level rear moulding (Please consider other roof equipment)	12	418	○	○	○	○	○	○	○	○
Roof ladder + cross elements for railing	16	1754	○	○	○	○	○	○	○	○
Heki III	14	849	-	-	-	-	○	○	○	○
Heki III without illuminated plinth in the sleeping area	12	442	○	○	○	○	○	○	○	○
Skylight Omni-Vent	1	7507	-	○	○	○	-	○	○	○
Bicycle rack for 3 cycles	9	938	○	○	○	○	○	○	○	○
Bicycle rack lowerable for GRP rear	10	7482	○	○	○	○	○	○	○	○
Bicycle rack for 4 cycles	10	815	○	○	○	○	○	○	○	○
Additional window in bathroom	5	372	○	○	○	○	○	○	○	○
Awning (different lengths available). See spec sheet.	u.r.	1646	○	○	○	○	○	○	○	○
Alarm system mounted	5	322	○	○	○	○	○	○	○	○
Bodywork interior										
Fire extinguisher 2 kg	3,5	1878	○	○	○	○	○	○	○	○
Safe mounted	12,5	323	○	○	○	○	○	○	○	○
Furniture layouts										
Alternative overhead lockers	0	1969	○	○	○	○	○	○	○	○
Electrical operation for pull-down bed	5	1683	-	-	-	-	○	○	○	○
Overhead lockers in cab	u.r.	679	-	-	-	-	○	○	○	○
High-level bed	5	652	○	-	○	-	○	-	○	-
Soft furnishing										
7-zone EvoPoreHRC mattress with gel inlay for double bed	4	8223	-	○	-	○	-	○	-	○
7-zone EvoPoreHRC mattress with gel inlay for single bed (right)	2	8225	○	-	○	-	○	-	○	-
7-zone EvoPoreHRC mattress with gel inlay for single bed (left)	2	8224	○	-	○	-	○	-	○	-
Leather Skylight	12	8032	○	○	○	○	○	○	○	○
Electrics/ Installation										
2nd leisure battery 95 Ah	27	830	○	○	○	○	○	○	○	○
Solar system	15	922	○	○	○	○	○	○	○	○
Gas installation										
Exterior socket for gas 30mbar	1	878	○	○	○	○	○	○	○	○
Switch over system Duo Control CS	13	1577	○	○	○	○	○	○	○	○

	Additional weight (kg)	Code	T 6810-2	T 7150-2 DBM	T 7150-2 EB	T 7150-2 DBT	I 6810-2	I 7150-2 DBM	I 7150-2 EB	I 7150-2 DBT
Water supply/ Installation										
Exterior shower (cold water)	1	793	○	○	○	○	○	○	○	○
Heating/ Air conditioning										
Heating: Webasto additional heating	7	517	○	○	○	○	○	○	○	○
Heating: ALDE warm water	u.r.	761	○	○	○	○	○	○	○	○
Alde heating operation by smartphone app	0	7512	○	○	○	○	○	○	○	○
ALDE warm water heating for cab (only in conj. with ALDE heating - not in conj. with cab carpet)	10	6709	○	○	○	○	○	○	○	○
Additional pump 230 V for ALDE heating	1	314	○	○	○	○	○	○	○	○
ALDE heat exchanger	7	565	○	○	○	○	○	○	○	○
Roof air conditioning Truma Aventa Comfort	34	609	○	○	○	○	○	○	○	○
Kitchen										
Large fridge with separated freezer compartment and integrated oven with grill (TecTower)	20	290	–	○	○	–	–	○	○	–
Fridge vent	1	282	○	○	○	○	○	○	○	○
Bathroom										
Ceramic toilet	25	7243	○	○	○	○	○	○	○	○
Multimedia systems										
Flatscreen 19"	3	1896	○	○	○	○	○	○	○	○
Additional flatscreen bracket	3	1809	○	○	○	⊙	○	○	○	⊙
Pre-wiring (navigation to TV cabinet)	2	1945	○	○	○	○	○	○	○	○
Pre-wiring reversing cam	2	277	○	○	○	○	○	○	○	○
DVD radio Moniceiver	3	1644	○	○	○	○	○	○	○	○
RDS/ CD Pioneer	2	1639	○	○	○	○	○	○	○	○
SAT system Flatsat Easy Classic 65	13	1741	○	○	○	○	○	○	○	○
SAT system Flatsat Easy Classic 65 Twin	13	7670	○	○	○	○	○	○	○	○
SAT system Flatsat Easy 85	21	7671	○	○	○	○	○	○	○	○
SAT system Flatsat Easy 85 Twin	15	1637	○	○	○	○	○	○	○	○
Navigation module Pioneer AVIC-F220	2	1643	○	○	○	○	○	○	○	○
Top View 360°	6	7173	○	○	○	○	○	○	○	○
Reversing cam twin coloured without display	2	1641	○	○	○	○	○	○	○	○
Reversing cam CARATEC coloured single cam without display	2	1642	○	○	○	○	○	○	○	○
Coloured display for reversing cam	2	1640	○	○	○	○	○	○	○	○
Misc										
Registration documents	0	0	◆	◆	◆	◆	◆	◆	◆	◆