

The new Trend.

Epic travel experiences guaranteed.



Dethleffs
A friend of the family



The new Trend

The best-selling motorhome just got even better!

More advanced, more versatile and now even “trendier” – the new Trend comes with a modern design style, an extensive standard specification and even more comfort.

The Trend has been Dethleffs’ best-selling model for years. Its recipe for success? Comprehensive equipment, stylish design, convincing layout solutions – and always at an attractive price. The new Trend incorporates these strengths and enhances them with innovative features, boasting an interior design that seamlessly blends modern aesthetics with inviting cosiness.



Right on trend.

Captivating design with compelling features.

Aerodynamic cab hood with opening window (Low Profile)

Dynamically shaped rear with upper indentation and automotive ShapeLine LED rear lights

Side walls, rear and roof made of robust, hail-resistant GRP

Tailgates on left and right side with one-hand operation

A Class includes driver's door as standard

Lightweight, extremely responsive GRP leaf suspension springs for outstanding ride comfort

Lifetime-Smart bodywork construction with wood-free, GRP-clad underfloor

70 cm-wide comfort habitation door and coupe entrance

Anything but ordinary.

A modern design that's both chic and cosy? The new Trend shows how it's done! A standout feature is the dark-toned ceiling, creating a wonderful sense of cosiness. At the same time, the clean lines of the furniture and, of course, the ample 205 cm headroom prevent any feeling of confinement.

Highlights

- + 205 cm interior headroom
- + IsoProtect room flooring without steps or ledges
- + Handleless, linear overhead lockers with plenty of storage space and AirPlus rear ventilation to prevent condensation
- + Centrally positioned heating system in the seating lounge for optimum heat distribution



I 7057 EBL | Yoko

Living in the A Class Trend! Thanks to the integrated cab with its vast front windshield and the large panoramic skylight above the seating lounge, the interior feels expansive and bright. The pull-down bed in the cab is included as standard.



T 7057 EBL | Heron

Living in the Low Profile Trend! The Light Moments ambient lighting seamlessly extends into the roof cutout above the cab. The standard specification includes a large window in the cab hood, which allows plenty of light and air into the vehicle.



T 7057 EB | Yoko



1 The comfortable L-shaped seating lounge is a wonderful place to put your feet up and relax.



2 One highlight is the Light Moments ambient lighting in the Trend. It includes numerous direct and indirect light sources and creates a wide variety of lighting moods – from functionally bright to intimately subdued.





T 7057 DBL | Saros

1 The entrance module includes practical storage space that is also easily accessible from outside the vehicle. Elasticated straps and raised edges ensure that everything stays in its place while on the move. There is also space for a swivelling TV up to 32 inches in size.

2 The spacious, airy interior offers 205 cm of headroom.

3 Level IsoProtect living area floor – extends from the cab to the bathroom with no steps or ledges.

4 The centre table in the EBL and DBL models can be folded up for easy access to the cab.

Sleep well.


Each day can only be as good as the night before. Which is why the new Trend excels when it comes to sleeping comfort – thanks to a high-quality bed system that adheres to the latest ergonomic principles.



Tip: If required, the single beds can be extended to create a huge sleeping area that spans the entire width of the vehicle.

- 1** Need additional berths? The Low Profile models can be equipped with an electrically adjustable pull-down bed above the seating lounge, providing two additional berths that take up no space during the day.
- 2** Extremely practical – storage nets are provided in the sleeping area for glasses, books and mobile phones. There’s even a USB charging port right next to them.

- 3** A full-size wardrobe is housed underneath the single beds. Easy access is ensured thanks to the slatted frame, which can be locked in several positions, in conjunction with the wardrobe door.
- 4** The Trend features 150 mm-thick premium cold foam mattresses made of climate-regulating material. The wooden slatted bed frames perfectly support the body and ensure good ventilation.



The perfect camper's kitchen.

Are you more of the “I don’t cook on holiday” type or a passionate amateur chef who sees every holiday as the perfect opportunity to pursue your hobby as you finally have time for it? Whether it’s just morning coffee or an elaborate meal with local specialties from your holiday destination, the Trend’s kitchen can do it all! It comes fully equipped with a hot water system, a two-burner gas hob and plenty of storage space.

Conveniently, the sink cover can be flipped over and used as a cutting board. For additional safety, the gas shut-off valves are conveniently located behind the drawer panel – so you can easily ensure that appliances like the hob, fridge and heater are disconnected from the gas supply after use.




1 The smooth splashback is easy to keep clean and includes a practical spice rack. There is space for a coffee machine at the rear – including two power connections.

2 The side-mounted Multiflex rail system can be upgraded with hooks, kitchen roll holders or a small shelf from Dethleffs Original Accessories.






3 The 137-litre fridge/freezer combination is raised for easy access. Equipped with the AES system, it automatically selects the optimum power source (12 V, 230 V or gas).



Freshen up for the day ahead.

The stylishly designed bathrooms in the new Trend include plenty of storage space and, in the version with a centre bathroom, also offer real added value by doubling as a room divider.

- 1** The shower combines plenty of elbow room with an elegant design. The backlit shower equipment is part of the Light Moments ambient lighting system.
- 2** When not in use, the shower can be used as a drying room for wet clothes – or simply a wardrobe extension.
- 3** A clever solution: the centre bathroom (depending on model). The bathroom door can be used to close off the passageway to the living room. This creates a large bathroom and dressing room with plenty of privacy. A wooden sliding door allows the bathroom to be separated from the bedroom.
- 4** The mirror cabinet with sliding door offers plenty of storage space. Raised edges and elasticated straps prevent items from falling out. On request, many models can be fitted with a window for improved air flow, especially after showering.



Packed with smart ideas.



1



2



3



4



5

- 1 The IsoProtect living area floor is completely free from steps or ledges – from the driver's cab to the bathroom.
- 2 In some Low Profile layouts, the seating lounge can be converted into an additional bed if required (depending on the model).
- 3 The overhead lockers are extremely roomy. They also feature AirPlus rear ventilation that prevents a build-up of condensation when the temperature drops.
- 4 On request, the Isofix system can be installed for safe attachment of child seats. It is fitted as standard on the EBL and DBL models.
- 5 The heating is installed directly in the seating lounge, allowing the use of shorter pipes for perfect heating performance. The frost monitor valve is easily accessible via the kitchen cabinet.

Durable and sophisticated.



1



2



3



4




5

- 1 The large rear garages feature doors on the left and right with practical one-hand operation. Lighting, a 230 V socket and a total of three lashing rails are fitted as standard.
- 2 The 70 cm-wide comfort habitation door, coupé entrance and electric step make getting in and out of the vehicle a breeze.
- 3 Automotive rear with ShapeLine LED rear lights. The side corners of the rear light moulding can be individually replaced and are therefore inexpensive to repair.
- 4 The aerodynamic skylight set into the cab hood on the Low Profile models allows both light and air into the vehicle.
- 5 The roof, walls and underfloor are GRP-clad and thus optimally protected against damage.

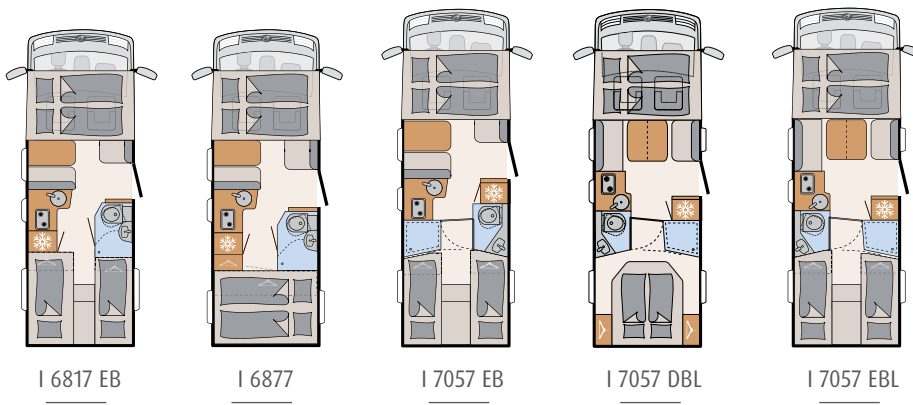
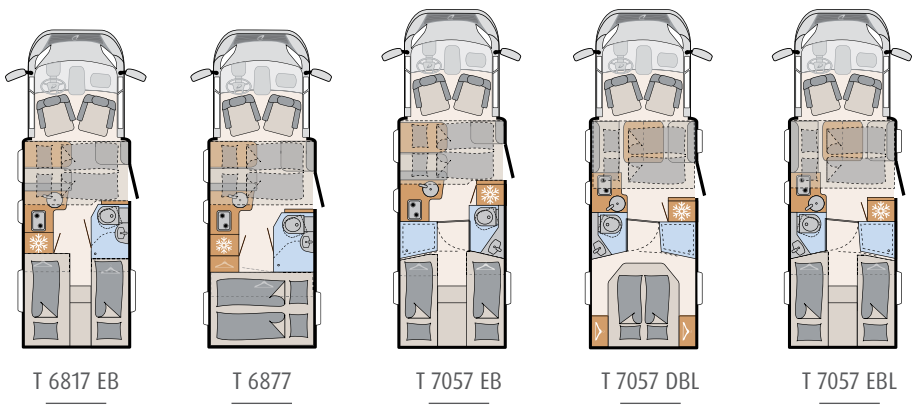
Exterior view



Design



Layouts



Your Dethleffs dealer.

01.24

Please note that the pictures in this catalogue may depict alternative designs or optional equipment and accessories that are only available at additional cost. For information about specifications, equipment and prices please refer to the technical information. Or simply ask your Dethleffs dealer. Colour deviations are possible due to the printing process and different output devices.



Dethleffs GmbH & Co. KG
Arist-Dethleffs-Strasse 12 • 88316 Isny, Germany
www.dethleffs.co.uk

Dethleffs
A friend of the family