

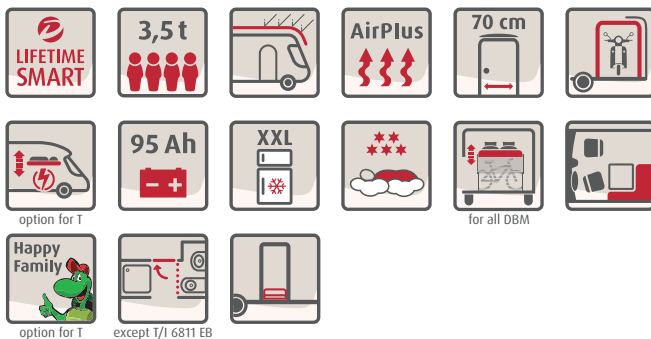
Pulse



Low Profile | A Class

Pulse plus factors

- + Harmonious light composition Light Moments for many emotions and good spirits in the Pulse
- + Further development of the Dethleffs design language for more openness, brightness and clear forms and lines
- + Innovative Maxi-Flex overhead locker with soft opening and intuitive operation
- + One-level floor in living room by IsoProtect Comfort floor



Standard UK specification which is above standard European specification*

- Right hand drive chassis
- LED day-time-running light (T)
- Leather steering wheel and shift knob with leather sleeve
- Instruments in chrome
- Electrical & heated mirrors
- Autom. cab air conditioning
- Cruise control
- Passenger airbag
- Radio pre-wiring with Sound Package
- Cab door left (I)
- Cab blinds (T)
- Window T-hood (T)
- Panoramic skylight 70x50 cm in living area (T)
- Panoramic skylight 75x105 cm in living area (I)
- Habitation door with window and central locking
- On-board control panel luxus
- Insulated waste water tank
- Ambience illumination
- Light Moments (pedestal illumination in kitchen, lounge and sleeping area, wall area illumination, head lining illumination with ambient illumination), illuminated entrance handle and indirect illumination in bathroom with illuminated shower console
- Full UK specification incl. UK gas and UK electrics
- Combi 6 E heating with integrated 10 l boiler
- Smoke detector
- Oven with grill
- TV bracket
- Pre-wiring solar system
- Pre-wiring SAT system
- Lounge convert to bed (T) (not for DBL/EBL)
- Bed convert single beds to double bed
- Carpets for cab and living room

*Please note: From technical point of view there are components which are not possible for some model types and layouts.

Standard specification

Chassis (in addition to standard equipment, see p. 3)

- Low-vibration, electric and heated cab mirrors in bus style (two-piece) (only for A Class)
- Adjustable cab mirrors incl. dead angle mirror and integrated turn indicator (only for Low Profile)

Conversion

- Skylight 40 x 40cm above the lounge
- Cab blinds for best insulation and privacy protection (only for A Class)
- Captain seats: integrated headrest, two upholstered arm rests, rotating
- Pull-down bed (only for A Class)
- Floor thickness: 49mm; sidewall thickness: 34mm; roof thickness: 35mm
- Habitation door: 70cm, flyscreen door, awning light
- Height adjustable queen bed (not for T/I 6811 EB, T/I 7051 EB and I 7051 EBL)
- Rear moulding: 3rd brake light, Integral rear lights incl. LED strip, rear spoiler
- Rear garage: two garage doors with one-hand operation, drop chassis extension (150 kg loading capacity), heated, with fixing loops, illuminated, 1x 230 V power outlet
- Panoramic skylight 40x40cm with mosquito screens and shade blinds above the pull-down bed (only for A Class)

On-board technology / Installations

- Starter battery and leisure battery with automatic switch-over (also for fridge)
- LED illumination for the interior
- Illuminated roof lining above the habitation door
- EBL with overvoltage protection
- Heating mounted in seating lounge for optimum heat distribution

Kitchen

- Gourmet kitchen with 3-flames hob, spacious drawers with softclose function and generous worktop
- Large fridge with freezer compartment and auto energy selection (AES)

Bathroom

- Shower grid (not for T/I 7051 DBL and T/I 7051 EBL)
- Equipped with cabinets, storage compartments, large mirrors, toothbrush mug and toilet paper holder

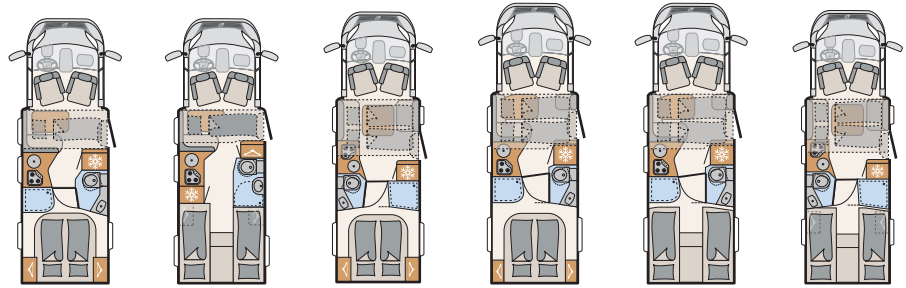
Living area

- Large mirror
- Fixed beds with wooden frame and 7-zone mattresses made of climate-regulating material
- AirPlus ventilation system - for an optimised ventilation of the interior
- Shoe cabinet in entrance area
- Wardrobe left and right of the King bed
- No steps in living room

Interior

- Wood décor Rosario Anthracite with upholstery Beat or Dance

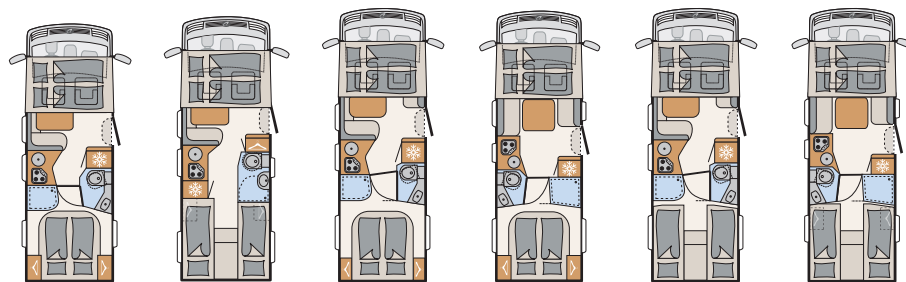
Pulse Low Profile



PULSE		T 6651 DBM	T 6811 EB	T 7051 DBL	T 7051 DBM	T 7051 EB	T 7051 EBL
Chassis type		Fiat low platform	Fiat low platform	Fiat low platform	Fiat low platform	Fiat low platform	Fiat low platform
Diesel tank/AdBlue tank	l	75 / 19	75 / 19	75 / 19	75 / 19	75 / 19	75 / 19
Emission class		Euro 6d temp	Euro 6d temp	Euro 6d temp	Euro 6d temp	Euro 6d temp	Euro 6d temp
Length	cm	699	699	740	740	740	740
Width	cm	233	233	233	233	233	233
Height	cm	300	300	300	300	300	300
Internal height	cm	205	205	205	205	205	205
Towing weight braked/unbraked	kg	2000 / 750	2000 / 750	2000 / 750	2000 / 750	2000 / 750	2000 / 750
Tyres		225/75R 16C	225/75R 16C	225/75R 16C	225/75R 16C	225/75R 16C	225/75R 16C
Wheel base	cm	380	380	404	404	404	404
Beds pull-down/ overcab	cm	200x105/90 ¹	200x105/80 ¹	200x140 ¹	200x140/110 ¹	200x140/110 ¹	200x140 ¹
Bed mid	cm	155x100/80	155x100/80	202x110/90	170x100/80	170x100/80	202x110/90
Bed rear	cm	190x160	195x80 / 205x80	190x160	190x160	210/185x80 / 200x80	205/185x80 / 210/195x80
Alternative	cm	-	210x190	-	-	210x190	210x190
Sleeping berths		3 ¹	3 ¹	5 ¹	4 ¹	4 ¹	5 ¹
Basic engine		2,3 MJET	2,3 MJET	2,3 MJET	2,3 MJET	2,3 MJET	2,3 MJET
kW (BHP)		88 (120)	88 (120)	88 (120)	88 (120)	88 (120)	88 (120)
Weight net	kg	2770	2790	2935	2875	2885	2945
Mass in running order (MIRO)	kg	2950	2970	3115	3055	3065	3125
Payload	kg	549	529	384	444	434	374
Maximum authorised weight	kg	3499	3499	3499	3499	3499	3499
Designated passenger seats (standard weight)		4	4	4	4	4	4
Designated passenger seats (max. weight upgrade)		4	4	4	4	4	4
Heating		Combi 6 E	Combi 6 E	Combi 6 E	Combi 6 E	Combi 6 E	Combi 6 E
Fridge/ thereof freezer compartment	l	142 / 15	142 / 15	142 / 15	141 / 23	141 / 23	142 / 15
Water tank incl. boiler (red. volume)	l	116 (20)	116 (20)	116 (20)	116 (20)	116 (20)	116 (20)
Waste water tank volume	l	90	90	90	90	90	90
Awning size	m	4,0	4,0	4,5	4,5	4,5	4,5
Dimensions through-opening right stand./opt.	cm	85x110 / -	85x75 / 85x110	90x110 / -	90x110 / -	90x85 / 90x110	90x85 / 90x110
Dimensions through-opening left stand./opt.	cm	85x110 / -	85x75 / 85x110	90x110 / -	90x110 / -	90x85 / 90x110	90x85 / 90x110
Battery/ charging device	Ah/A	95 / 18	95 / 18	95 / 18	95 / 18	95 / 18	95 / 18
Power outlets	230V/12V/USB	7 / 1 / 2	6 / 1 / 2	7 / 1 / 2	7 / 1 / 2	7 / 1 / 2	7 / 1 / 2

¹ Only in combination with option "electrical pull-down bed"

Pulse A Class



PULSE		I 6651 DBM	I 6811 EB	I 7051 DBM	I 7051 DBL	I 7051 EB	I 7051 EBL
Chassis type		Fiat low platform	Fiat low platform	Fiat low platform	Fiat low platform	Fiat low platform	Fiat low platform
Diesel tank/AdBlue tank	l	75 / 19	75 / 19	75 / 19	75 / 19	75 / 19	75 / 19
Emission class		Euro 6d temp	Euro 6d temp	Euro 6d temp	Euro 6d temp	Euro 6d temp	Euro 6d temp
Length	cm	699	699	740	740	740	740
Width	cm	233	233	233	233	233	233
Height	cm	300	300	300	300	300	300
Internal height	cm	205	205	205	205	205	205
Towing weight braked/unbraked	kg	2000 / 750	2000 / 750	2000 / 750	2000 / 750	2000 / 750	2000 / 750
Tyres		225/75R 16C	225/75R 16C	225/75R 16C	225/75R 16C	225/75R 16C	225/75R 16C
Wheel base	cm	380	380	404	404	404	404
Beds pull-down/ overcab	cm	195x150	195x150	195x150	195x150	195x150	195x150
	Bed mid	cm	-	-	-	-	-
	Bed rear	cm	190x160	190x80 / 205x80	190x160	190x160	210/185x80 / 200x80
	Alternative	cm	-	210x190	-	-	210x190
Sleeping berths		4	4	4	4	4	4
Basic engine		2,3 MJET	2,3 MJET	2,3 MJET	2,3 MJET	2,3 MJET	2,3 MJET
kW (BHP)		88 (120)	88 (120)	88 (120)	88 (120)	88 (120)	88 (120)
Weight net	kg	2880	2850	2910	2975	2910	2985
Mass in running order (MIRO)	kg	3060	3030	3090	3155	3090	3165
Payload	kg	439	469	409	344	409	334
Maximum authorised weight	kg	3499	3499	3499	3499	3499	3499
Designated passenger seats (standard weight)		4	4	4	4	4	4
Designated passenger seats (max. weight upgrade)		4	4	4	4	4	4
Heating		Combi 6 E	Combi 6 E	Combi 6 E	Combi 6 E	Combi 6 E	Combi 6 E
Fridge/ thereof freezer compartment	l	142 / 15	142 / 15	142 / 23	142 / 15	142 / 23	142 / 15
Water tank incl. boiler (red. volume)	l	116 (20)	116 (20)	116 (20)	116 (20)	116 (20)	116 (20)
Waste water tank volume	l	90	90	90	90	90	90
Awning size	m	4,5	4,5	5,0	5,0	5,0	5,0
Dimensions through-opening right stand./opt.	cm	85x110 / -	85x75 / 85x110	90x110 / -	90x110 / -	90x85 / 90x110	90x85 / 90x110
Dimensions through-opening left stand./opt.	cm	85x110 / -	85x75 / 85x110	90x110 / -	90x110 / -	90x85 / 90x110	90x85 / 90x110
Battery/ charging device	Ah/A	95 / 18	95 / 18	95 / 18	95 / 18	95 / 18	95 / 18
Power outlets	230V/12V/USB	7 / 1 / 2	6 / 1 / 2	7 / 1 / 2	7 / 1 / 2	7 / 1 / 2	7 / 1 / 2

Packages

Assistance Package Fiat (Code 9973)

Package components	Low Profile
Lane Keep Assist	✓
Light Assist	✓
Full Brake Control	✓
Rain sensor	✓
High Beam Assist	✓
Traffic Sign Assist	✓

✓ included ● Standard specification – not included

Packages

GT-Package	white		black	
	ca. 25 kg	ca. 23 kg	ca. 25 kg	ca. 23 kg
Package components	Low Profile	A Class	Low Profile	A Class
Chassis colour Black, radiator grill Silver	-	-	✓	-
Exterior design GT White T (various stickers, red skid plate)	✓	-	-	-
Exterior design GT White I (various stickers, red skid palte, black A Class front)	-	✓	-	-
Exterior design GT Black T (various stickers, red skid plate)	-	-	✓	-
Exterior design GT Black I (various stickers, red skid plate, black A Class front)	-	-	-	✓
Cab entrance step	✓	-	✓	-
Flush-fitting windows	✓	✓	✓	✓
Alloy wheels 16" Fiat	✓	✓	✓	✓
Cab dashboard with aluminium applications	✓	✓	✓	✓
Switches and power outlets in bicolor	✓	✓	✓	✓
LED day-time running light		✓		✓

✓ included ⊙ Standard specification - not included

Options

	Additional weight (kg)	Code	T 6651 DBM	T 6811 EB	T 7051 DBL	T 7051 DBM	T 7051 EB	T 7051 EBL	I 6651 DBM	I 6811 EB	I 7051 DBM	I 7051 DBL	I 7051 EB	I 7051 EBL
Chassis/Base														
Fiat Ducato Multijet 140 (2,3 l / 140 hp)	u.r.	0	○	○	○	○	○	○	○	○	○	○	○	○
Fiat Ducato Multijet 160 (2,3 l / 160 hp) incl. start-stop function	u.r.	0	○	○	○	○	○	○	○	○	○	○	○	○
Fiat Ducato Multijet 180 (2,3 l / 180 hp) incl. start-stop function	u.r.	0	○	○	○	○	○	○	○	○	○	○	○	○
9-gear converter automatic transmission (possible as from 140 hp engine; for 140 hp engine addit. costs for start-stop function)	18	10736	○	○	○	○	○	○	○	○	○	○	○	○
Weight upgrade 3.650kg	0	10769	○	○	○	○	○	○	○	○	○	○	○	○
Fiat Ducato Maxi chassis (4.250 kg)	40	0	○	○	○	○	○	○	○	○	○	○	○	○
Alloy wheels 16"	0	8045	○	○	○	○	○	○	○	○	○	○	○	○
Tow bar (please consider the total towing weight)	49	273	○	○	○	○	○	○	○	○	○	○	○	○
Captain seat including seat heating and lateral support	2	1659	-	-	-	-	-	-	○	○	○	○	○	○
Rear corner steadies (2 pieces)	6	390	○	○	○	○	○	○	○	○	○	○	○	○
Reinforced spring for front axle	0	1889	-	-	-	-	-	-	○	○	○	○	○	○
Bodywork exterior														
Bike rack for 3 bikes (rear)	9	938	○	○	○	○	○	○	○	○	○	○	○	○
Bike rack for 3 bikes (lowerable)	10	7482	○	○	○	○	○	○	○	○	○	○	○	○
Flush fitting windows	5	415	○	○	○	○	○	○	○	○	○	○	○	○
Cassette awning Omnistor 4.0 m	33	859	○	○	-	-	-	-	-	-	-	-	-	-
Cassette awning Omnistor 4.5 m	50	930	-	-	○	○	○	○	○	○	-	-	-	-
Cassette awning Omnistor 5.0 m (manual)	54	697	-	-	-	-	-	-	-	-	○	○	○	○
Alarm system for doors with central locking	4	322	○	○	○	○	○	○	○	○	○	○	○	○
Bodywork interior														
Fire extinguisher 2 kg	4	1878	○	○	○	○	○	○	○	○	○	○	○	○
Safe mounted	13	323	○	○	○	○	○	○	○	○	○	○	○	○
Double floor for rear garage	5	1890	○	○	○	○	○	○	○	○	○	○	○	○
Furniture layouts														
Isofix - child seat bracket	5	8125	○	○	-	○	○	-	○	○	○	-	○	-
Electrical pull-down bed in cab	55	680	○	○	○	○	○	○	-	-	-	-	-	-
High bed with overhead lockers	5	652	-	○	-	-	-	-	○	-	-	○	○	○
Bed convert for seating lounge	9	1944	-	-	○	-	-	○	-	-	-	-	-	-
High-level bed	0	652	-	○	-	-	○	○	○	-	○	○	-	-
Electrics/Installation														
Solar system (2 x 60 W)	15	922	○	○	○	○	○	○	○	○	○	○	○	○
2nd leisure battery 95 Ah	27	830	○	○	○	○	○	○	○	○	○	○	○	○
Gas/Installation														
Exterior socket for gas 30mbar	1	878	○	○	○	○	○	○	○	○	○	○	○	○
Automatic gas bottle switch-over incl. crash sensor and EisEx (weight incl. optional 11 kg aluminium gas bottle)	13	1577	○	○	○	○	○	○	○	○	○	○	○	○
Water supply/Installation														
Switch for water pump	1	397	○	○	○	○	○	○	○	○	○	○	○	○
Heating/Air-conditioning														
App operation for warm air heating (only in comb. with option 6622)	1	9659	○	○	○	○	○	○	○	○	○	○	○	○
Floor heating (electrical)	9	763	○	○	○	○	○	○	○	○	○	○	○	○
Warm water floor heating (only in comb. with warm water heating)	10	1603	○	○	○	○	○	○	○	○	○	○	○	○
Roof A/C	34	609	○	○	○	○	○	○	○	○	○	○	○	○
Warm water heating	30-50	761	○	○	○	○	○	○	○	○	○	○	○	○
Cab warm water heating (only in comb. with warm water heating - cab carpets not possible)	10	6709	○	○	○	○	○	○	○	○	○	○	○	○
Warm water heating by smartphone app	0	7512	○	○	○	○	○	○	○	○	○	○	○	○
Heat exchanger	7	565	○	○	○	○	○	○	○	○	○	○	○	○
Kitchen														
Extractor fan	2	344	○	○	○	○	○	○	○	○	○	○	○	○
Bathroom														
Shower grid	1,5	1657	⊙	⊙	⊙	⊙	⊙	○	⊙	⊙	⊙	○	⊙	○

	Additional weight (kg)	Code	T 6651 DBM	T 6811 EB	T 7051 DBL	T 7051 DBM	T 7051 EB	T 7051 EBL	I 6651 DBM	I 6811 EB	I 7051 DBM	I 7051 DBL	I 7051 EB	I 7051 EBL
Bathroom														
Additional window in bathroom	5	372	○	○	○	○	⊙	⊙	○	○	○	○	⊙	⊙
Multimedia systems														
SAT system Flatsat Classic 65 Twin	13	7670	○	○	○	○	○	○	○	○	○	○	○	○
Top View 360° camera (only in comb. with option 9582 Dethleffs Naviceiver)	6	7173	○	○	○	○	○	○	○	○	○	○	○	○
Reversing cam (only in comb. with option 9582 "Dethleffs Naviceiver")	5	7636	○	○	○	○	○	○	○	○	○	○	○	○
Second rear view camera in the rear light moulding (only in comb. with option 9582 "Dethleffs Naviceiver")	1	11541	○	○	○	○	○	○	○	○	○	○	○	○
Flatscreen TV 22" (incl. bracket, DVB-T, DVB-S receiver, DVD)	4	1799	○	○	○	○	○	○	○	○	○	○	○	○
Additional flatscreen TV 22" (incl. DVB-T 2 HD/T, DVB-S2 receiver, DVD, HDMI, wide-angle)	4	7490	○	-	-	-	-	-	○	-	-	-	-	-
Flatscreen TV 32"	7	9807	○	○	○	○	○	○	○	○	○	○	○	○
Dethleffs Naviceiver incl. DAB+, truck navigation and bord control panel linking	u.r.	9582	○	○	○	○	○	○	○	○	○	○	○	○
Sound Package for living room (only in comb. with radio pre-wiring incl. Sound Package)	10	9964	○	○	○	○	○	○	○	○	○	○	○	○
Miscellaneous														
Registration documents	u.r.	0	◆	◆	◆	◆	◆	◆	◆	◆	◆	◆	◆	◆

Pulse

Plus factors interior




» 160 cm wide and height-adjustable double bed for optimal use of the garage.



» Low Profile models can be upgraded with a pull-down bed (interior height below pull-down bed 1,90 m).

» Harmonious light composition in four levels
 Roof: illuminated roof lining as a stylish element
 Walls: ambience illumination of the shower console, walls and entrance module
 Floor: pedestal illumination in lounge area, kitchen and sleeping room
 Function (standard): spots on the lower shell of the pull-down bed, bottom of the overhead locker, entrance, bathroom, shower, as well as an illuminated rear garage



» One-level IsoProtect Comfort floor in living area.




» Innovative maxiflex overhead locker concept with soft opening. Thanks to the intelligent overhead locker construction the Pulse offers more storage room and freedom of moving (interior height 2.05 m).



» Multi-functional entrance module including a practical shoe box, a robust entrance handle and space for TV.



» Pretty seat frame trim for an optical separation of living room and the kitchen.



» Compact but spacious bathroom with sliding door to the sleeping area

Pulse Plus factors exterior



» Outstanding design of the Low Profile hoods.



» Amazing rear design including the LED rear lights.

» Aerodynamic bodywork construction of the exterior. The modern rear spoiler includes an integrated reversing camera as well as an extra large third brake light.



» I: Double mirror for an optimised field of view.



» New for A Class conversions - the Dethleffs face (picture shows the optional GT package)



» Practical one-hand operation of the garage doors. All Pulse models have two garage doors as standard.



» Wood-free and rot-free Lifetime Smart floor construction (covered with GRP).



» Good-looking and safe: day-time running lights (option for A Class).