


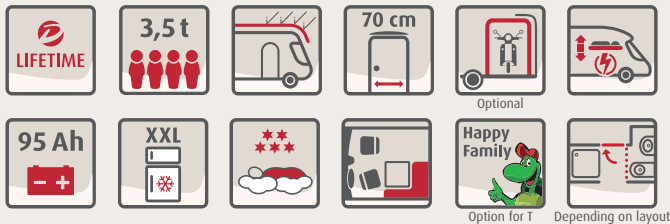
Just 90



Low Profile

Just 90 plus factors

- + Interior height 2,13 m (not below pull-down bed)
- + 70 cm wide habitation door
- + High payload capacities
- + High standard equipment at the best price



Just caravanning! With its advantage of the extensive 90 years anniversary equipment, the Just 90 already has everything you need on board as standard for your caravanning experience. And of course the reliability and good service from Dethleffs - the inventor of caravanning.

¹ on the next page you will find a list of the individual options

Standard UK specifications which is above standard European specification*

- + Right hand drive chassis
- + Insulated waste water tank
- + Full UK specification incl. UK gas and UK electrics
- + Smoke detector
- + Oven with grill
- + Lounge conversion to bed
- + Pre-wiring SAT system and solar system

* Please note: From technical point of view there are components which are not possible for some model types and layouts.



Anniversary equipment "90-Years Package" (included in the base price)	T 6812 EB, T 7052 EB / EBL	T 6752 DBL, T 7052 DBM / DBL
Exterior mirrors electrically adjustable and heated	✓	✓
Passenger airbag	✓	✓
Manual A/C	✓	✓
Cruise control	✓	✓
Leather steering wheel and shift knob with leather sleeve	✓	✓
Steering wheel control	✓	✓
Cup holder in dashboard centre	✓	✓
Instruments with chrome rings	✓	✓
LED daytime running light	✓	✓
Preparation for radio system with Sound Package	✓	✓
Height/tilt adjustment for driver and passenger seat	✓	✓
Opening window in T-hood	✓	✓
Habitation door with window and central locking (incl. cab door)	✓	✓
Flyscreen habitation door	✓	✓
Blackout blinds in cab	✓	✓
Panoramic skylight 70 x 50 cm in living room	✓	✓
Awning light 12V	✓	✓
LED spots with USB and touch	✓	✓
Single beds convert to double bed	✓	
Waste water tank insulated	✓	✓
Preparation for SAT system	✓	✓
Preparation for solar system	✓	✓
Oven	✓	✓
Seating lounge converts to bed	✓	✓

Standard Specification

Chassis (in addition to standard equipment, see p. 3)

- Adjustable cab mirrors incl. dead angle mirror and integrated turn indicator
- Multi-functional leather steering wheel and leather shift knob
- Cup holder in cab dashboard
- Driver and passenger airbags
- Cruise control
- Steel wheels 15"
- Dashboard with chrome rings
- Radio pre-wiring
- Leather steering wheel and shift knob with leather sleeve
- Exterior mirrors electrically adjustable and heated
- LED daytime running lights
- Cab air-conditioning manual

Conversion

- Floor thickness: 49mm; sidewall thickness: 34mm; roof thickness: 35mm
- Rear garage: two garage doors, rear lowering (150 kg surface load), heated, with lashing rails, illuminated, 1x 230 V socket
- Window for T-hood
- Automotive rear moulding and 3rd brake light
- Captain seats: integrated headrests, two armrests, rotating function
- Habitation door: 70 cm, flyscreen door, awning light, window
- Panoramic skylight 70 cm x 50 cm above living area (when pull-down bed: sleeping area)
- Central locking habitation door
- Height/tilt adjustment for driver and passenger seat
- Blackout blinds in driver's cab

On-board technology / Installations

- Gas bottle locker for 2 x 11kg bottles
- Starter battery and leisure battery with automatic switch-over (also for fridge)
- LED illumination for the interior
- Illuminated roof lining above the habitation door
- EBL with overvoltage protection

Kitchen

- Large fridge with freezer compartment and auto energy selection (AES)
- MultiFlex rail system
- Gourmet kitchen: cooker, large drawers, cutlery tray, garbage bin and generous worktop

Bathroom

- Equipped with cabinets, storage compartments, hooks, large mirrors and a height-adjustable shower head
- Shower grid

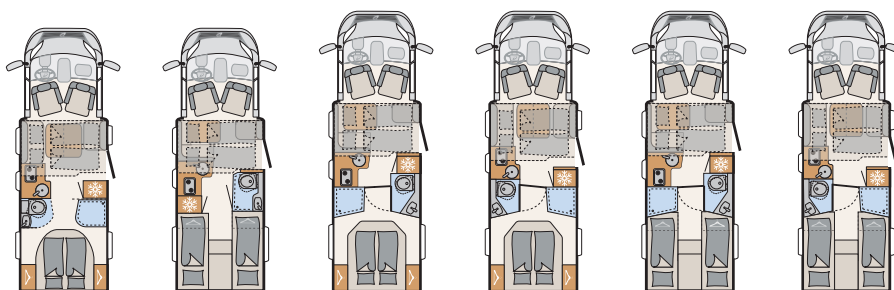
Living area

- Overhead locker doors with softclose function
- Fixed beds with wooden frame and 7-zone mattresses made of climate-regulating material
- Wardrobe left and right of the King bed
- Comfortable L-shaped lounge (only for T 6812 EB, T 7052 DBM and T 7052 EB)
- Single beds can be converted to a large double bed

Interior

- Wood décor Rosario Cherry with upholstery Metropolitan

Just 90 Low Profile



JUST 90		T 6752 DBL	T 6812 EB	T 7052 DBM	T 7052 DBL	T 7052 EB	T 7052 EBL
Chassis type		Fiat low platform	Fiat low platform	Fiat low platform	Fiat low platform	Fiat low platform	Fiat low platform
Diesel tank/AdBlue tank	l	75 / 19	75 / 19	75 / 19	75 / 19	75 / 19	75 / 19
Emission class		Euro 6d temp	Euro 6d temp	Euro 6d temp	Euro 6d temp	Euro 6d temp	Euro 6d temp
Length	cm	696	696	741	741	741	741
Width	cm	233	233	233	233	233	233
Height	cm	294	294	294	294	294	294
Internal height	cm	213	213	213	213	213	213
Towing weight braked/unbraked	kg	2000 / 750	2000 / 750	2000 / 750	2000 / 750	2000 / 750	2000 / 750
Tyres		215/70R 15C	215/70R 15C	215/70R 15C	215/70R 15C	215/70R 15C	215/70R 15C
Wheel base	cm	404	380	404	404	404	404
Beds pull-down/ overcab	cm	200x140 ¹	200x140/125 ¹	200x140/125 ¹	200x140 ¹	200x140/125 ¹	200x140 ¹
Bed mid	cm	200x110/90	210x105/70	210x120/80	206x110/90	210x120/80	206x110/90
Bed rear	cm	190x150	198x80 / 200x80	190x150	190x150	215x80 / 215x80	215x80 / 215x80
Alternative	cm	-	210x170	-	-	210x190	210x190
Sleeping berths		5 ¹	5 ¹	5 ¹	5 ¹	5 ¹	5 ¹
Basic engine		2,3 MJET	2,3 MJET	2,3 MJET	2,3 MJET	2,3 MJET	2,3 MJET
kW (BHP)		88 (120)	88 (120)	88 (120)	88 (120)	88 (120)	88 (120)
Weight net	kg	2765	2720	2735	2780	2735	2780
Mass in running order (MIRO)	kg	2945	2900	2915	2960	2915	2960
Payload	kg	554	599	584	539	584	539
Maximum authorised weight	kg	3499	3499	3499	3499	3499	3499
Designated passenger seats (standard weight)		4	4	4	4	4	4
Designated passenger seats (max. weight upgrade)		4	5 ²	5 ²	4	5 ²	4
Heating		Combi 6	Combi 6	Combi 6	Combi 6	Combi 6	Combi 6
Fridge/ thereof freezer compartment	l	142 / 15	142 / 15	142 / 15	142 / 15	142 / 15	142 / 15
Water tank incl. boiler (red. volume)	l	116 (20)	116 (20)	116 (20)	116 (20)	116 (20)	116 (20)
Waste water tank volume	l	90	90	90	90	90	90
Awning size	m	4	4	4,5	4,5	4,5	4,5
Dimensions through-opening right stand./opt.	cm	75x85 / -	75x115 / -	95x115 / -	95x115 / -	95x115 / -	95x115 / -
Dimensions through-opening left stand./opt.	cm	75x65 / -	75x95 / -	95x95 / -	95x95 / -	95x95 / -	95x95 / -
Battery/ charging device	Ah/A	95 / 18	95 / 18	95 / 18	95 / 18	95 / 18	95 / 18
Power outlets	230V/12V/USB	8 / 1 / 4	8 / 1 / 4	8 / 1 / 4	8 / 1 / 4	8 / 1 / 4	8 / 1 / 4

¹ Only in combination with option "electrical pull-down bed"

² Only in combination with optional 5th seat

Packages

Assistance Package Fiat (Code 9973)

Package components	Low Profile
Lane Keep Assist	✓
Light Assist	✓
Full Brake Control	✓
Rain sensor	✓
High Beam Assist	✓
Traffic Sign Assist	✓

✓ included ⊙ Standard specification - not included

90 Years Anniversary Package

	T 6752 DBL, T 6812 EB	T 7052 DBM, DBL, EB, EBL	T 6752 DBL, T 6812 EB	T 7052 DBM, DBL, EB, EBL
Package components	Package One	Package One	Package Two	Package Two
Cassette awning manual 4 m	✓	-	✓	-
Cassette awning manual 4,5 m	-	✓	-	✓
Roof A/C	-	-	✓	✓
Dethleffs Naviceiver incl. DAB+, Truck Navigation and connection with the onboard control panel	-	-	✓	✓
Dethleffs Moniceiver incl. DAB+, Apple CarPlay / Android Auto	✓	✓	-	-
Rear view camera (single camera)	✓	✓	✓	✓
Flatscreen TV bracket	✓	✓	✓	✓
Flatscreen TV 22" HD TV	✓	✓	✓	✓
Automatic HD SAT system 65 Twin	✓	✓	✓	✓

✓ included ⊙ Standard specification - not included

Options

	Additional weight (kg)	Code	T 6752 DBL	T 6812 EB	T 7052 DBM	T 7052 DBL	T 7052 EB	T 7052 EBL
Chassis/Base								
Fiat Ducato Multijet 140 (2,3 l / 140 hp)	u.r.	0	○	○	○	○	○	○
Fiat Ducato Multijet 160 (2,3 l / 160 hp) incl. start-stop function	u.r.	0	○	○	○	○	○	○
Fiat Ducato Multijet 180 (2,3 l / 180 hp) incl. start-stop function	u.r.	0	○	○	○	○	○	○
9-gear converter automatic transmission (possible as from 140 hp engine; for 140 hp engine addit. costs for start-stop function)	18	10736	○	○	○	○	○	○
Weight upgrade 3.650kg	0	10769	○	○	○	○	○	○
Alloy wheels Fiat 16 Zoll	u.r.	8922	○	○	○	○	○	○
Tow bar (please consider the total towing weight)	49	273	○	○	○	○	○	○
Additional seat	11	435	-	○	○	-	○	-
Bodywork exterior								
Bike rack for 3 bikes (lowerable)	10	7482	○	○	○	○	○	○
Flush fitting windows	5	415	○	○	○	○	○	○
Furniture layouts								
Isofix - child seat bracket	5	8125	-	○	○	-	○	-
Electrical pull-down bed in cab	55	680	○	○	○	○	○	○
Electrics/Installation								
Solar system (2 x 60 W)	15	922	○	○	○	○	○	○
Gas/Installation								
Automatic gas bottle switch-over incl. crash sensor and EisEx (weight incl. optional 11 kg aluminium gas bottle)	13	1577	○	○	○	○	○	○
Water supply/Installation								
Switch for water pump	1	397	○	○	○	○	○	○
Bathroom								
Additional window in bathroom	5	372	○	-	○	○	○	○
Multimedia systems								
Second rear view camera in rear light carrier (only in comb. with option 11301 "Dethleffs Moniceiver" or option 9582 "Dethleffs Naviceiver")	u.r.	11541	○	○	○	○	○	○
Miscellaneous								
Registration documents	u.r.	0	◆	◆	◆	◆	◆	◆



Just 90 Plus factors interior



» Single seat: Practical and comfortable seat with large storage compartment in the entrance area. Optionally also with 5th seat available (depending on layout).



» Dashboard: Comfortable dashboard with leather steering wheel and gear knob with leather cuff, steering wheel remote control, centrally placed cup holder and instrument panel with chrome rings



» Overhead lockers: Handleless lockers in modern design with softclose technology



» Safe: Isofix mount for child seats optionally available



» Captain seat: Comfortable and swivelling captain seats with integrated headrest, two armrests as well as height and tilt adjustment



» Electrically operated 2-sleeper lift bed above the seating group (option)



» Toilet room with practical and lateral sliding mirror cabinet and toothbrush mugs



» Cab blinds: protect against heat, cold and prying eyes



» Bed conversion: Easy conversion into single bed in the seating area



» Functional kitchen with large worktop, softclose drawers and flexible rail system with hooks on the side wall

90 Just 90
Plus factors exterior



» 70 cm wide entry door with window, central locking and fly screen door



» Large rear garage which is loadable from both sides



» Stylish and safe feature: LED day-time running light



» Flush fitting windows for good insulation and safety (option)



» Heated and adjustable exterior mirrors with dead angle mirror



» Striking rear light carrier, optionally with two rear view cameras



» Modern T-hood with opening window