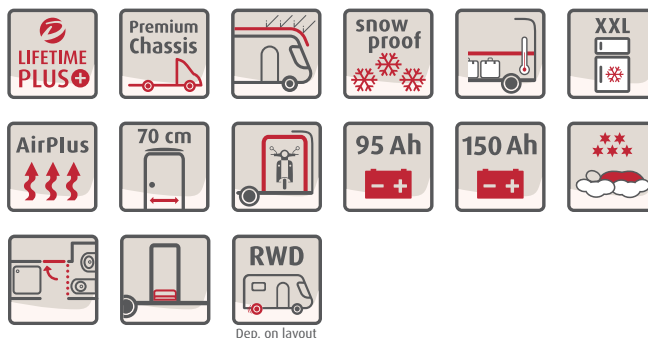


Alpa plus factors

- + Huge panoramic U-shaped lounge with lots of space for enjoying meal times and relaxing
- + Great single beds comfort with easy access
- + Large, spacious double floor, which can also be loaded from the rear (rear flaps with one-hand operation)
- + Large bathroom and dressing area
- + Winter-proof: Heated double floor with freeze-protected water installation
- + Warm water heating as standard



Standard UK specification which is above standard European specification*

Alpa A 6820-2 and Grand Alpa A 7820-2 and I 7820-2

- Right hand drive chassis
- LED day-time-running lights (A)
- Leather steering wheel and shift knob with leather sleeve
- Instruments in chrome
- Electrical & heated mirrors
- Autom. cab air conditioning
- Cruise control
- Passenger airbag
- Rear corner steadies
- Radio pre-wiring with Sound Package
- Cab door left (I 7820-2)
- Cab blinds
- Sky Roof (2nd panoramic skylight 70x50 cm crossways instead of panoramic skylight over the seating lounge in the rear) (A 6820-2)
- Sky Roof (2nd panoramic skylight 75x105 cm lengthwise over the seating lounge) incl. roof lining and lamp (A 7820-2 / I 7820-2)
- Habitation door with central locking
- Ambience illumination, indirect ambience illumination
- Full UK specification incl. UK gas and UK electrics
- Smoke detector
- TecTower incl. oven
- Extractor fan
- TV bracket
- Single folding seats right and left seating lounge rear incl. 4.8 t weight upgrade (A 6820-2)
- Seats with belts, opposite driving direction (A 7820-2/ I 7820-2)
- Pre-wiring solar system
- Pre-wiring SAT system

- Lounge convert to bed
- Carpets for cab and living room

Grand Alpa Plus A 9820-2

- Right hand drive chassis
- Wheel trims in chrome
- Multifunctional leather steering wheel
- Rear steadies (2 pieces)
- Radio pre-wiring with Sound Package
- Dethleffs Naviceiver incl. DAB+, Truck Navigation and connection to the on-board control panel
- Twin reversing camera
- Sky Roof (2nd panoramic skylight 75x105 cm lengthwise over the seating lounge) incl. roof lining and lamp
- Habitation door with central locking
- Ambience illumination, indirect ambience illumination
- Full UK specification incl. UK gas and UK electrics
- Smoke detector
- TecTower incl. oven
- Extractor fan
- TV bracket
- Seats with seat belts, opposite driving direction incl. air suspension for driving axle (original)
- Pre-wiring solar system
- Pre-wiring SAT system
- Carpets for cab and living room

* Please note: From technical point of view there are components which are not possible for some model types and layouts.

Standard specification

Chassis (in addition to standard equipment, see p. 3)

- Low-vibration, electric and heated cab mirrors in bus style (two-piece) (only for A Class)
- Adjustable cab mirrors incl. dead angle mirror and integrated turn indicator (only for Coachbuilt)
- **For FIAT chassis only:**
- Multi-functional leather steering wheel and leather shift knob (only for A Class)
- Cup holder in cab dashboard (only for A Class)

Conversion

- Cab blinds for best insulation and privacy protection (only for A Class)
- Captain seats: integrated headrest, two upholstered arm rests, rotating
- Window for overcab (only for Coachbuilt)
- Double floor storage, to be loaded almost through the complete vehicle width
- Rear moulding: 3rd brake light, LED rear lights, dynamic indicator
- Rear garage: two garage doors, drop chassis extension (250 kg loading capacity), heated, incl. fixing loops, LED illumination, 1x 230 V power outlet, GRP Antislip floor cover, one-hand operation, non-woven fabric covered walls
- Stable, double glazed flush fitting windows with integrated blinds and flyscreens
- Panoramic skylight 75 x 105cm above the seating lounge
- Habitation door: 70 cm, flyscreen door, awning light, window
- Floor thickness 43 mm, intermediate floor 20 mm, sidewall thickness 34 mm, roof thickness 35 (not for A 9820-2)
- Floor thickness: 43mm; intermediate floor: 30mm, sidewall/ roof thickness: 34mm (only for A 9820-2)
- Floor thickness 43 mm, intermediate floor 20 mm, sidewalls 44 mm, roof 45 mm (only for A Class)

- Rear moulding: 3rd brake light, LED rear lights, dynamic indicator which is part of the fully-insulated GRP rear (only for A Class)
- Automotive roof skirts optionally available with integrated awning (only for A Class)
- Panoramic skylight 70x50 cm with flyscreen and blind over the pull-down bed (only for A Class)
- Electric pull-down bed (only for A Class)

On-board technology / Installations

- Gas bottle locker for 2 x 11kg bottles
- Starter battery and leisure battery with automatic switch-over (also for fridge)
- LED illumination for the interior
- Illuminated roof lining above the habitation door
- EBL with overvoltage protection
- Fresh water/waste water tank installed in double floor (insulated area)
- Warm water heating with automatic drain valve and shut-off valve for the sleeping area

Kitchen

- Large fridge with freezer compartment and auto energy selection (AES)
- MultiFlex rail system
- Gourmet kitchen: 3-flame cooker, spacious drawers with softclose function, cutting board, apothecary pull-out, waste bin and central locking
- Kitchen overhead locker with illuminated roof lining

Bathroom

- Shower grid
- Equipped with cabinets, storage compartments, large mirrors, toothbrush mug and toilet paper holder

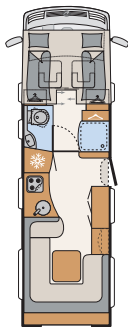
Living area

- Overhead locker doors with softclose function
- AirPlus ventilation system - for an optimised ventilation of the interior
- High wardrobe with convenient laundry shelves in upper area (not for A 6820-2)
- Overhead lockers in the rear area

Interior

- Wood décor Virginia Oak with upholstery Amaro or Goa

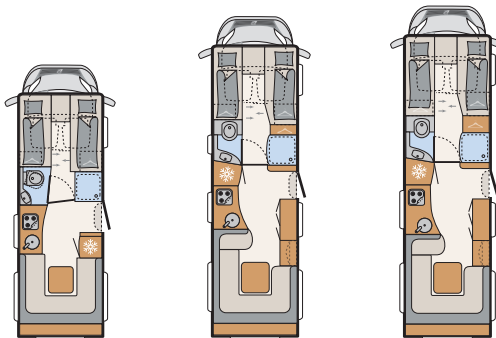
Alpa A Class



ALPA		I 7820-2	
Chassis type		Fiat AL-KO low platform 3 axis	
Diesel tank/AdBlue tank	l	90 / 19	
Emission class		Euro VI D	
Length	cm	854	
Width	cm	233	
Height	cm	304	
Internal height	cm	208	
Towing weight braked/unbraked	kg	1800 ¹ / 750	
Tyres		225/75R 16C	
Wheel base	cm	460/80	
Beds pull-down/ overcab	cm	2x(210x75)	
	Bed mid	cm	-
	Bed rear	cm	210x150
	Alternative	cm	200x165
Sleeping berths		4	
Basic engine		2,3 MJET MAXI	
kW (BHP)		96 (130)	
Weight net	kg	3965	
Mass in running order (MIRO)	kg	4155	
Payload	kg	845	
Maximum authorised weight	kg	5000	
Designated passenger seats (standard weight)		2	
Designated passenger seats (max. weight upgrade)		4	
Heating		ALDE WW	
Fridge/ thereof freezer compartment	l	190 / 35	
Water tank incl. boiler (red. volume)	l	166 (20)	
Waste water tank volume	l	156	
Awning size	m	6,0	
Dimensions through-opening right stand./opt.	cm	105x85 / -	
Dimensions through-opening left stand./opt.	cm	105x85 / -	
Battery/ charging device	Ah/A	95 / 18	
Power outlets	230V/12V/USB	8 / 1 / 2	

¹ Considering the total towing weight of 6 t

Alpa Coachbuilt



ALPA		A 6820-2	A 7820-2	A 9820-2
Chassis type		Fiat AL-KO low platform	Fiat AL-KO low platform 3 axis	Iveco Daily ladderframe
Diesel tank/AdBlue tank	l	90 / 19	90 / 19	90 / 20
Emission class		Euro 6d temp	Euro VI D	Euro VI D
Length	cm	733	858	886
Width	cm	233	233	235
Height	cm	327	327	345
Internal height	cm	209	209	211
Towing weight braked/unbraked	kg	1750 ¹ / 750	1800 ¹ / 750	3500 ² / 750
Tyres		225/75R 16C	225/75R 16C	225/75R 16C
Wheel base	cm	407	460 / 80	475
Beds pull-down/ overcab	cm	205x80/ 195x80	205x80/195x80	2x(210x80)
Bed mid	cm	-	-	-
Bed rear	cm	210x170	210x150	210x150
Alternative	cm	210x155	210x155	210x150
Sleeping berths		4	4	4
Basic engine		2,3 MJET MAXI	2,3 MJET MAXI	3,0 JTD
kW (BHP)		103 (140)	96 (130)	132 (180)
Weight net	kg	3440	3870	4680
Mass in running order (MIRO)	kg	3630	4060	5050
Payload	kg	1170	940	1650
Maximum authorised weight	kg	4800	5000	6700
Designated passenger seats (standard weight)		4	4	4
Designated passenger seats (max. weight upgrade)		4	4	4
Heating		ALDE WW	ALDE WW	ALDE WW
Fridge/ thereof freezer compartment	l	190 / 35	190 / 35	190 / 35
Water tank incl. boiler (red. volume)	l	140 (20)	140 (20)	230 (20)
Waste water tank volume	l	140	140	222
Awning size	m	5,0	6,0	6,0
Dimensions through-opening right stand./opt.	cm	95x105 / -	105x105 / -	105x105 / -
Dimensions through-opening left stand./opt.	cm	95x105 / -	105x105 / -	105x105 / -
Battery/ charging device	Ah/A	95 / 18	95 / 18	150 / 18
Power outlets	230V/12V/USB	6 / 1 / 2	7 / 1 / 2	7 / 1 / 2

¹ Considering the total towing weight of 6 t

² Considering the total towing weight of 10.2 t

Packages

Style Package	ca. 24 kg	ca. 16 kg
Package components	Alpa, Grand Alpa	Grand Alpa Plus
Panoramic skylight 70x50 cm in overcab	✓	-
High-level rear moulding incl. roof rails	✓	✓
Styling Package (overcab design elements)	✓	✓

Electric package II	ca. 114 kg
Package components	Overcab and A Class
Electric package (2x 150 Ah battery instead 1x 95 Ah battery (A6820, A7820) or 1x 150 Ah battery (A9820) as per standard spec, Victron Energy MultiPlus charging/ inverter combination 3000/120, Victron PowerAssist and PowerControl, Victron operation panel over entrance door, EBL 111, HighCurrent electro unit)	✓

Dethleffs world of colours

For the ALPA smooth side variants you can choose from the following colour combinations (some at extra charge).

Coachbuilt

Chassis colour		Conversion colour	
		White	Titansilver Metallic
White	Code	standard	-
Silver	Code	-	option 9580

A Class

Chassis colour		Conversion colour	
		White	Titansilver Metallic
White	Code	standard	option 511

Please note that the roof as well as all skirts and other mounted parts will remain white. Conversion design partly with varnished graphics.

Options

	Additional weight (kg)	Code	I 7820-2	A 6820-2	A 7820-2	A 9820-2
Chassis/Base						
Fiat Ducato Multijet 160 (2,3l / 160 hp) incl. start-stop function	0	0	-	○	-	-
Fiat Ducato Multijet 160 (2,3 l / 160 hp) incl. start-stop function	0	0	○	-	○	-
Fiat Ducato Multijet 180 (2,3 l / 180 hp) incl. start-stop function	u.r.	0	-	○	-	-
Iveco Daily 3,0 l JTD (210 bhp)(only in comb. with option "Torque converter automatic gearbox")	u.r.	0	-	-	-	○
9-gear converter automatic transmission (possible as from 140 hp engine; for 140 hp engine addit. costs for start-stop function)	18	10736	○	○	○	-
Weight upgrade 5.400 kg	25	7497	○	-	○	-
Weight upgrade 7.200kg	u.r.	1636	-	-	-	○
Alloy wheels 16"	0	8045	-	○	-	-
Alloy wheels Dethleffs 16" for 3-axle	0	8045	○	-	○	-
Tow bar (please consider the total towing weight)	49	273	○	○	○	○
LED headlights (Iveco)	2	10626	-	-	-	○
LED headlights	1	7152	-	○	-	-
Air suspension rear axle	35	1658	○	-	○	-
Air suspension front and rear axle	85	1796	○	-	○	-
Converter automatic gearbox (ZF)	17	7706	-	-	-	○
Retarder (also available in comb. with converter; tank reduced to 70l)	125	1400	-	-	-	○
Bodywork exterior						
Cassette awning Omnistor 5.0 m (manual)	54	697	-	○	-	-
Cassette awning Omnistor 6.0 m (manual)	61	560	-	-	○	○
Cassette awning Omnistor 6.0 m (electr.)	64	519	○	-	○	○
Alarm system for doors with central locking	4	322	○	○	○	○
Skylight (above large bathroom)	1	7507	○	○	○	○
Opening window in overcab	2	622	-	○	○	○
Storage access in the rear	17	1732	○	○	○	○
Bodywork interior						
Fire extinguisher 2 kg	4	1878	○	○	○	○
Safe mounted	13	323	○	○	○	○
Double floor for rear garage	5	1890	○	○	○	○
Furniture layouts						
Alternative overhead locker doors	0	1969	○	○	○	○
Upholstery						
Real leather Skylight	12	8032	○	○	○	○
Electrics/Installation						
Solar system (2 x 60 W)	15	922	○	○	○	○
2nd leisure battery 95 Ah	27	830	○	○	○	-
2nd leisure battery 150 Ah	27	830	-	-	-	○
Gas/Installation						
Exterior socket for gas 30mbar	1	878	○	○	○	○
Automatic gas bottle switch-over incl. crash sensor and EisEx (weight incl. optional 11 kg aluminium gas bottle)	13	1577	○	○	○	○
Water supply/Installation						
Switch for water pump	1	397	○	⊙	⊙	⊙
Exterior shower supply (cold water)	1	793	-	○	○	○
Heating/Air-conditioning						
Roof A/C	34	609	○	○	○	○
Electrically heated overcab bed	3	1740	-	○	○	○
Cab warm water heating (only in comb. with warm water heating - cab carpets not possible)	10	6709	○	○	○	-
Warm water heating by smartphone app	0	7512	○	○	○	○
Heat exchanger	7	565	○	○	○	○
Bathroom						
Toilet ventilation	2	1681	○	○	○	○
Macerator toilet with waste-holding tank	22	1625	○	-	-	○

	Additional weight (kg)	Code	I 7820-2	A 6820-2	A 7820-2	A 9820-2
Multimedia systems						
SAT system Flatsat 85 Twin	15	1637	○	○	○	○
Top View 360° camera (only in comb. with option 9582 Dethleffs Naviceiver)	6	7173	○	○	○	○
Rear view camera (single camera) (only in comb. with option 9582 Dethleffs Naviceiver)	2	1642	○	○	○	○
Reversing camera (double camera) (only in comb. with option 9582 Dethleffs Naviceiver)	2	1641	○	○	○	⊙
Flatscreen TV 22" (incl. bracket, DVB-T, DVB-S receiver, DVD)	4	1799	○	○	○	○
Additional flatscreen TV 22" (incl. DVB-T 2 HD/T, DVB-S2 receiver, DVD, HDMI, wide-angle)	4	7490	○	○	○	○
32" TV (incl. bracket, DBV-T 2 HD/T, DVB-S2 receiver, DVD, HDMI, wide-angle) and Soundboard	15	9127	○	○	○	○
Dethleffs Naviceiver incl. DAB+, truck navigation and bord control panel linking	u.r.	9582	○	○	○	⊙
Miscellaneous						
Registration documents	u.r.	0	◆	◆	◆	◆

Alpa Plus factors interior



» Spacious, illuminated wardrobes with drawers (pic. Coachbuilt). Cab can be separated with a sliding door for additional cold and light protection.



» Feel like at home: modern vitrine (not for A 6820-2)



» Much elbow room provided by the separate shower cubicle with Plexiglass doors.



» Large 32" TV (option)



» Leather steering wheel and gear knob in dashboard with chrome rings (multi-functional steering wheel)(not A9820).



» Huge U-shape lounge and much elbow room



» Generous kitchen with 3-burner gas stove, rail system and central locking for the kitchen drawers



» Your spa with daylight and great comfort.

Alpa

Plus factors exterior



» Roomy: large rear garage for transportation of bulky holiday luggage. All models are equipped with two garage doors as standard



» The left and right side overcab windows are standard.



» Frost-protection: high, heated double floor with a lot of storage space.



» Garage door in the rear (option) for transportation of long items.



» Well-insulating and safe: automotive frame windows.



» Automotive roof skirt with integrated awning (option for A Class).



» Long-lasting Lifetime Plus conversion technology



» Robust: A 9820-2 based on Iveco chassis.