

Pulse



Low Profile | A Class



Pulse plus factors

- + Harmonious light composition Light Moments for many emotions and good spirits in the Pulse
- + Further development of the Dethleffs design language for more openness, brightness and clear forms and lines
- + Innovative Maxi-Flex overhead locker with soft opening and intuitive operation
- + One-level floor in living room by IsoProtect Comfort floor

Standard UK specification which is above standard European specification*

- Right hand drive chassis
- LED day-time-running light (T)
- Leather steering wheel and shift knob with leather sleeve
- Instruments in chrome
- Electrical & heated mirrors
- Autom. cab air conditioning
- Cruise control
- Passenger airbag
- Radio pre-wiring with Sound package
- Cab door left (I)
- Cab blinds (T)
- Window T-hood (T)
- Panoramic skylight 70x50 cm in living area (T)
- Panoramic skylight 75x105 cm in living area (I)
- Habitation door with window and central locking
- On-board control panel luxus
- Insulated waste water tank
- Ambience illumination
- Light Moments (pedestal illumination in kitchen, lounge and sleeping area, wall area illumination, head lining illumination with ambient illumination), illuminated entrance handle and indirect illumination in bathroom with illuminated shower console
- Full UK specification incl. UK gas and UK electrics
- Combi 6 E heating with integrated 10 l boiler
- Smoke detector
- Oven with grill
- TV bracket
- Pre-wiring solar system
- Pre-wiring SAT system
- Lounge convert to bed (T) (not for DBL/EBL)
- Bed convert single beds to double bed
- Carpets for cab and living room

*Please note: From technical point of view there are components which are not possible for some of model types and layouts.



option for T



dep. on layout



for all DBM



option for T



dep. on layout



Standard specification

Chassis (in addition to standard equipment, see p. 3)

- Adjustable cab mirrors incl. dead angle mirror and integrated turn indicator (only for Low Profile)
- Low-vibration, electric and heated cab mirrors in bus style (two-piece) (only for A Class)

Conversion

- Floor thickness: 49mm; sidewall thickness: 34mm; roof thickness: 35mm
- Captain seats: integrated head rest, two upholstered arm rests, rotating, height-adjustable with inclination adjustment
- Rear moulding: 3rd brake light, Integral rear lights incl. LED strip, rear spoiler
- Rear garage: two garage doors with one-hand operation, drop chassis extension (150 kg loading capacity), heated, with fixing loops, illuminated, 1x 230 V power outlet
- Habitation door: 70cm, flyscreen door, awning light
- Skylight 40 x 40cm above the lounge
- Cab blinds for best insulation and privacy protection (only for A Class)
- Pull-down bed (only for A Class)
- Height-adjustable queen bed (only for T/I 6651 DBM, T/I 7051 DBM and T/I 7051 DBL)

On-board technology / Installations

- Starter battery and leisure battery with automatic switch-over (also for fridge)
- EBL with overvoltage protection
- LED illumination for the interior
- Illuminated roof lining above the habitation door
- Heating installed in seating lounge for an optimum heat distribution in living room

Kitchen

- Gourmet kitchen with 3-flame hob, spacious drawers with softclose function and large worktop
- Large fridge with freezer compartment and auto energy selection (AES)

Bathroom

- All of our bathrooms are equipped with cabinets, storage compartments, large mirrors, tooth mug and toilet paper holder
- Shower grid (not for T/I 7051 DBL and T/I 7051 EBL)

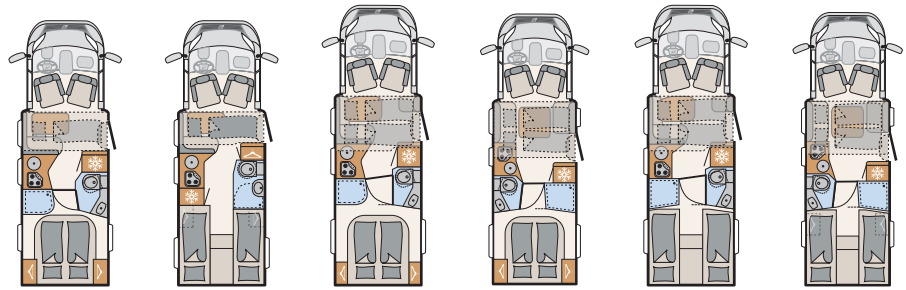
Living area

- AirPlus ventilation system - for an optimised ventilation of the interior
- Wardrobe N/S and O/S next to the king bed
- Fixed beds with wooden frame and 7-zone mattresses made of climate-regulating material
- No steps in living room
- Large mirror
- Shoe cabinet in entrance area

Interior

- Wood décor Rosario Anthracite with upholstery Beat or Dance

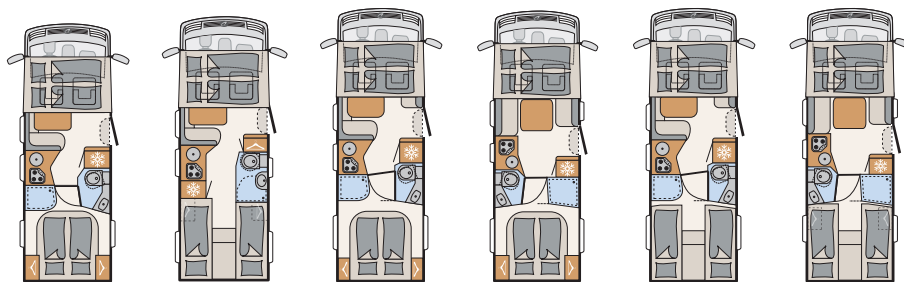
Pulse Low Profile



PULSE		T 6651 DBM	T 6811 EB	T 7051 DBM	T 7051 DBL	T 7051 EB	T 7051 EBL
Chassis type		Fiat low platform	Fiat low platform	Fiat low platform	Fiat low platform	Fiat low platform	Fiat low platform
Diesel tank/AdBlue tank	l	75 / 19	75 / 19	75 / 19	75 / 19	75 / 19	75 / 19
Emission class		Euro 6d temp	Euro 6d temp	Euro 6d temp	Euro 6d temp	Euro 6d temp	Euro 6d temp
Length	cm	699	699	741	741	741	741
Width	cm	233	233	233	233	233	233
Height	cm	300	300	300	300	300	300
Internal height	cm	205	205	205	205	205	205
Towing weight braked/unbraked	kg	2000 / 750	2000 / 750	2000 / 750	2000 / 750	2000 / 750	2000 / 750
Tyres		225/75R 16C	225/75R 16C	225/75R 16C	225/75R 16C	225/75R 16C	225/75R 16C
Wheel base	cm	380	380	404	404	404	404
Beds pull-down/ overcab	cm	200x105/90 ¹	200x105/80 ¹	200x140/110 ¹	200x140 ¹	200x140/110 ¹	200x140 ¹
Bed mid	cm	155x100/80	155x100/80	170x100/80	-	170x100/80	-
Bed rear	cm	190x160	195x80 / 205x80	190x160	190x160	210/185x80 / 200x80	205/185x80 / 210/195x80
Alternative	cm	-	210x190	-	-	210x190	210x190
Sleeping berths		3 ¹	3 ¹	4 ¹	4 ¹	4 ¹	4 ¹
Basic engine		2,3 MJET	2,3 MJET	2,3 MJET	2,3 MJET	2,3 MJET	2,3 MJET
kW (BHP)		88 (120)	88 (120)	88 (120)	88 (120)	88 (120)	88 (120)
Weight net	kg	2769	2788	2874	2926	2883	2935
Mass in running order (MIRO)	kg	2949	2968	3054	3106	3063	3115
Payload	kg	550	531	445	393	436	384
Maximum authorised weight	kg	3499	3499	3499	3499	3499	3499
Designated passenger seats (standard weight)		4	4	4	4	4	4
Designated passenger seats (max. weight upgrade)		4	4	4	4	4	4
Heating		Combi 6 E	Combi 6 E	Combi 6 E	Combi 6 E	Combi 6 E	Combi 6 E
Fridge/ thereof freezer compartment	l	142 / 15	142 / 15	190 / 15	142 / 15	190 / 15	142 / 15
Water tank incl. boiler (red. volume)	l	116 (20)	116 (20)	116 (20)	116 (20)	116 (20)	116 (20)
Waste water tank volume	l	90	90	90	90	90	90
Awning size	m	4,0	4,0	4,5	4,5	4,5	4,5
Garage sizes O/S standard/ option	cm	85x110 / -	85x75 / 85x110	90x110 / -	90x110 / -	90x85 / 90x110	90x85 / 90x110
Garage sizes N/S standard/ option	cm	85x110 / -	85x75 / 85x110	90x110 / -	90x110 / -	90x85 / 90x110	90x85 / 90x110
Battery/ charging device	Ah/A	95 / 18	95 / 18	95 / 18	95 / 18	95 / 18	95 / 18
Power outlets	230V/12V/USB	7 / 1 / 2	6 / 1 / 2	7 / 1 / 2	7 / 1 / 2	7 / 1 / 2	7 / 1 / 2

¹ Only in combination with option "electrical pull-down bed"

Pulse A Class



PULSE		I 6651 DBM	I 6811 EB	I 7051 DBM	I 7051 DBL	I 7051 EB	I 7051 EBL
Chassis type		Fiat low platform	Fiat low platform	Fiat low platform	Fiat low platform	Fiat low platform	Fiat low platform
Diesel tank/AdBlue tank	l	75 / 19	75 / 19	75 / 19	75 / 19	75 / 19	75 / 19
Emission class		Euro 6d temp	Euro 6d temp	Euro 6d temp	Euro 6d temp	Euro 6d temp	Euro 6d temp
Length	cm	699	699	740	740	740	740
Width	cm	233	233	233	233	233	233
Height	cm	300	300	300	300	300	300
Internal height	cm	205	205	205	205	205	205
Towing weight braked/unbraked	kg	2000 / 750	2000 / 750	2000 / 750	2000 / 750	2000 / 750	2000 / 750
Tyres		225/75R 16C	225/75R 16C	225/75R 16C	225/75R 16C	225/75R 16C	225/75R 16C
Wheel base	cm	380	380	404	404	404	404
Beds pull-down/ overcab	cm	195x150	195x150	195x150	195x150	195x150	195x150
	Bed mid	cm	-	-	-	-	-
	Bed rear	cm	190x160	190x80 / 205x80	190x160	190x160	210/185x80 / 200x80
	Alternative	cm	-	210x190	-	-	210x190
Sleeping berths		4	4	4	4	4	4
Basic engine		2,3 MJET	2,3 MJET	2,3 MJET	2,3 MJET	2,3 MJET	2,3 MJET
kW (BHP)		88 (120)	88 (120)	88 (120)	88 (120)	88 (120)	88 (120)
Weight net	kg	2882	2851	2912	2977	2921	2980
Mass in running order (MIRO)	kg	3062	3031	3092	3157	3101	3160
Payload	kg	437	468	407	342	398	339
Maximum authorised weight	kg	3499	3499	3499	3499	3499	3499
Designated passenger seats (standard weight)		4	4	4	4	4	4
Designated passenger seats (max. weight upgrade)		4	4	4	4	4	4
Heating		Combi 6 E	Combi 6 E	Combi 6 E	Combi 6 E	Combi 6 E	Combi 6 E
Fridge/ thereof freezer compartment	l	142 / 15	142 / 15	190 / 15	142 / 15	190 / 15	142 / 15
Water tank incl. boiler (red. volume)	l	116 (20)	116 (20)	116 (20)	116 (20)	116 (20)	116 (20)
Waste water tank volume	l	90	90	90	90	90	90
Awning size	m	4,5	4,5	5,0	5,0	5,0	5,0
Garage sizes O/S standard/ option	cm	85x110 / -	85x75 / 85x110	90x110 / -	90x110 / -	90x85 / 90x110	90x85 / 90x110
Garage sizes N/S standard/ option	cm	85x110 / -	85x75 / 85x110	90x110 / -	90x110 / -	90x85 / 90x110	90x85 / 90x110
Battery/ charging device	Ah/A	95 / 18	95 / 18	95 / 18	95 / 18	95 / 18	95 / 18
Power outlets	230V/12V/USB	7 / 1 / 2	6 / 1 / 2	7 / 1 / 2	7 / 1 / 2	7 / 1 / 2	7 / 1 / 2

Packages

Fiat Assistance Package

Package components	Low Profile
Lane Keep Assist	✓
Light Assist	✓
Full Brake Control	✓
Rain sensor	✓
High Beam Assist	✓
Traffic Sign Assist	✓

✓ included ● Standard specification – not included

Packages

GT Package	white		silver		black	
	ca. 68 kg	ca. 69 kg	ca. 70 kg	ca. 69 kg	ca. 70 kg	ca. 69 kg
Package components	Low Profile	A Class	Low Profile	A Class	Low Profile	A Class
Chassis colour Silver	-	-	✓	-	-	-
Chassis colour Black, radiator grill Silver	-	-	-	-	✓	-
Exterior design GT white T (various stickers, red skid plate)	✓	-	-	-	-	-
Exterior design GT white I (various stickers, red skid plate, black A Class front)	-	✓	-	-	-	-
Exterior design GT Silver/Black T (various stickers, red skid plate)	-	-	✓	-	✓	-
Exterior design GT Silver/Black I (various stickers, red skid plate, black A Class front)	-	-	-	✓	-	✓
Cab entrance step	✓	-	✓	-	✓	-
Flush-fitting windows	✓	✓	✓	✓	✓	✓
Alloy wheels 16" Fiat	✓	✓	✓	✓	✓	✓
Cab dashboard with aluminium applications	✓	✓	✓	✓	✓	✓
Switches and power outlets in bicolor	✓	✓	✓	✓	✓	✓

Options

	Additional weight (kg)	Code	T 6651 DBM	T 6811 EB	T 7051 DBM	T 7051 DBL	T 7051 EB	T 7051 EBL	I 6651 DBM	I 6811 EB	I 7051 DBM	I 7051 DBL	I 7051 EB	I 7051 EBL
Chassis/Base														
Fiat Ducato Multijet 140 (2,3 l / 140 hp)	u.r.	0	○	○	○	○	○	○	○	○	○	○	○	○
Fiat Ducato Multijet 160 (2,3 l / 160 hp) incl. start-stop function	u.r.	0	○	○	○	○	○	○	○	○	○	○	○	○
Fiat Ducato Multijet 180 (2,3 l / 180 hp) incl. start-stop function	u.r.	0	○	○	○	○	○	○	○	○	○	○	○	○
Weight upgrade 3.650kg	0	808	○	○	○	○	○	○	○	○	○	○	○	○
Fiat Ducato Maxi chassis (4.250 kg)	40	0	○	○	○	○	○	○	○	○	○	○	○	○
9-gear converter automatic transmission (possible as from 140 hp engine; for 140 hp engine addit. costs for start-stop function)	u.r.	10736	○	○	○	○	○	○	○	○	○	○	○	○
Alloy wheels 16"	0	8045	○	○	○	○	○	○	○	○	○	○	○	○
Tow bar (please consider the total towing weight)	35	273	○	○	○	○	○	○	○	○	○	○	○	○
Captain seat including seat heating and lateral support	2	1659	-	-	-	-	-	-	○	○	○	○	○	○
Rear corner steadies (2 pieces)	6	390	○	○	○	○	○	○	○	○	○	○	○	○
Reinforced spring for front axle	0	1889	-	-	-	-	-	-	○	○	○	○	○	○
Bodywork exterior														
Flush fitting windows	5	415	○	○	○	○	○	○	○	○	○	○	○	○
Additional window in bathroom	5	372	○	○	○	○	●	●	○	○	○	○	○	○
Bike rack for 3 bikes (rear)	9	938	○	○	○	○	○	○	○	○	○	○	○	○
Bike rack for 3 bikes (lowerable)	10	7482	○	○	○	○	○	○	○	○	○	○	○	○
Alarm system for doors with central locking	4	322	○	○	○	○	○	○	○	○	○	○	○	○
Cassette awning Omnistor 4.0 m	33	859	○	○	-	-	-	-	-	-	-	-	-	-
Cassette awning Omnistor 4.5 m	50	930	-	-	○	○	○	○	○	○	-	-	-	-
Cassette awning Omnistor 5.0 m (manual)	54	697	-	-	-	-	-	-	-	-	○	○	○	○
Bodywork interior														
Fire extinguisher 2 kg	4	1878	○	○	○	○	○	○	○	○	○	○	○	○
Safe mounted	13	323	○	○	○	○	○	○	○	○	○	○	○	○
Double floor for rear garage	5	1890	○	○	○	○	○	○	○	○	○	○	○	○
Furniture layouts														
Electrical pull-down bed in cab	55	680	○	○	○	○	○	○	-	-	-	-	-	-
Isofix - child seat bracket	5	8125	○	○	○	-	○	-	○	○	○	-	○	-
High bed with overhead lockers	5	652	-	○	-	-	○	○	-	○	-	-	○	○
Electrics/Installation														
Solar system (2 x 60 W)	15	922	○	○	○	○	○	○	○	○	○	○	○	○
2nd leisure battery 95 Ah	27	830	○	○	○	○	○	○	○	○	○	○	○	○
Gas/Installation														
Exterior socket for gas 30mbar	1	878	○	○	○	○	○	○	○	○	○	○	○	○
Automatic gas bottle switch-over incl. crash sensor and EisEx (weight incl. optional 11 kg aluminium gas bottle)	13	1577	○	○	○	○	○	○	○	○	○	○	○	○
Water supply/Installation														
Switch for water pump	1	397	○	○	○	○	○	○	○	○	○	○	○	○
Heating/Air-conditioning														
Warm water heating	30-50	761	○	○	○	○	○	○	○	○	○	○	○	○
Warm water floor heating (only in comb. with warm water heating)	10	1603	○	○	○	○	○	○	○	○	○	○	○	○
Floor heating (electrical)	9	763	○	○	○	○	○	○	○	○	○	○	○	○
Cab warm water heating (only in comb. with warm water heating - cab carpets not possible)	10	6709	○	○	○	○	○	○	○	○	○	○	○	○
Warm water heating by smartphone app	0	7512	○	○	○	○	○	○	○	○	○	○	○	○
App operation for warm air heating (only in comb. with option 6622)	1	9659	○	○	○	○	○	○	○	○	○	○	○	○
Roof A/C	34	609	○	○	○	○	○	○	○	○	○	○	○	○
Heat exchanger	7	565	○	○	○	○	○	○	○	○	○	○	○	○
Kitchen														
Extractor fan	2	344	○	○	○	○	○	○	○	○	○	○	○	○
Bathroom														
Shower grid	1,5	1657	●	●	●	○	●	○	●	●	●	○	●	○

	Additional weight (kg)	Code	T 6651 DBM	T 6811 EB	T 7051 DBM	T 7051 DBL	T 7051 EB	T 7051 EBL	I 6651 DBM	I 6811 EB	I 7051 DBM	I 7051 DBL	I 7051 EB	I 7051 EBL
Multimedia systems														
Flatscreen TV 22" (incl. bracket, DVB-T, DVB-S receiver, DVD)	4	1799	○	○	○	○	○	○	○	○	○	○	○	○
Flatscreen TV 32"	7	9807	○	○	○	○	○	○	○	○	○	○	○	○
Additional flatscreen TV 22"	4	7490	○	-	-	-	-	-	○	-	-	-	-	-
SAT system Flatsat Classic 65 Twin	13	7670	○	○	○	○	○	○	○	○	○	○	○	○
Reversing cam (only in comb. with option 9582 "Dethleffs Naviceiver")	5	7636	○	○	○	○	○	○	○	○	○	○	○	○
Dethleffs Naviceiver incl. DAB+, truck navigation and bord control panel linking	u.r.	9582	○	○	○	○	○	○	○	○	○	○	○	○
Top View 360° camera (only in comb. with option 9582 Dethleffs Naviceiver)	6	7173	○	○	○	○	○	○	○	○	○	○	○	○
Sound Package for living room (only in comb. with radio pre-wiring incl. Sound Package)	10	9964	○	○	○	○	○	○	○	○	○	○	○	○
Miscellaneous														
Registration documents	u.r.	0	◆	◆	◆	◆	◆	◆	◆	◆	◆	◆	◆	◆

Pulse Plus factors interior



- » Harmonious light composition in four levels - Light Moments -
 - Roof: illuminated roof lining as a stylish element
 - Walls: ambience illumination of the shower console, walls and entrance module
 - Floor: pedestal illumination in lounge area, kitchen and sleeping room
 - Interior: functional illumination



- » 160 cm wide and height-adjustable double bed for optimal use of the garage.



- » Low Profile models can be upgraded with a pull-down bed (interior height below pull-down bed 1,90 m).




- » One-level IsoProtect Comfort floor in living area.



- » Innovative Maxi-Flex overhead locker concept with soft opening. Thanks to the intelligent overhead locker construction the Pulse offers more storage room and freedom of moving (interior height 2.05 m).



- » Pretty seat frame trim for an optical separation of living room and the kitchen.



- » Compact but spacious bathroom with sliding door to the sleeping area



- » Multi-functional entrance module including a practical shoe box, a robust entrance handle and space for TV (option).

Pulse Plus factors exterior



» Outstanding design of the Low Profile hoods.



» Amazing rear design including the LED rear lights.

» Aerodynamic bodywork construction of the exterior. The modern rear spoiler includes an integrated reversing camera (option) as well as an extra large third brake light.



» I: Double mirror for an optimised field of view.



» New for A Class conversions - the Dethleffs face (picture shows the optional GT package)



» Wood-free and rot-free Lifetime Smart floor construction (covered with GRP).



» Good-looking and safe: day-time running lights (option for A Class).



» Practical one-hand operation of the garage doors. All Pulse models have two garage doors as standard.