

Globebus



Low Profile | A Class



Globebus plus factors

- + Plenty of space in the interior despite a width of only 2,2m
- + Large L-shaped lounge with modern upholstery
- + Robust work surface extension in the kitchen area (not in T/I 7)
- + Exclusive Gran Turismo (GT) Package (optional)
- + Compact and agile

Standard UK specification which is above standard European specification*

- Right hand drive chassis
- LED day-time-running light (T)
- Leather steering wheel and shift knob with leather sleeve
- Instruments in chrome
- Electrical & heated mirrors
- Autom. cab air conditioning
- Cruise control
- Passenger airbag
- Radio pre-wiring with Sound package
- Cab door left (I)
- Cab blinds (T)
- Panoramic skylight 70x50 cm incl. roof lining in living area (T)
- Panoramic skylight 75x105 cm incl. illuminated roof lining in living area (I)
- Habitation door with window and central locking
- On-board control panel luxus
- Insulated waste water tank
- Ambience illumination
- Full UK specification incl. UK gas and UK electrics
- Combi 6 E heating with integrated 10 l boiler
- Smoke detector
- Oven with grill
- Large fridge (T/I 1)
- TV bracket
- Pre-wiring solar system
- Pre-wiring SAT system
- Lounge convert to bed (T)
- Bed convert single beds to double bed (T/I 6)
- Carpets for cab and living room

*Please note: From technical point of view there are components which are not possible for some of model types and layouts.



not T/I 1



T/I 7



A Class



T/I 7

Standard specification

Chassis (in addition to standard equipment, see p. 3)

- Adjustable cab mirrors incl. dead angle mirror and integrated turn indicator (only for Low Profile)
- Low-vibration, electric and heated cab mirrors in bus style (two-piece) (only for A Class)
- Radiator grill offers additional protection (only for A Class)

Conversion

- Floor thickness: 49mm; sidewall thickness: 34mm; roof thickness: 35mm
- Captain seats: integrated head rest, two upholstered arm rests, rotating, height-adjustable with inclination adjustment
- Automotive rear moulding with integral rear lights and integrated LED light bar and 3rd brake light
- Rear garage: two garage doors, drop chassis extension (150 kg loading capacity), heated, with fixing loops, illuminated, 1x 230 V power outlet
- Habitation door: 70cm, flyscreen door, awning light (not for T/I 1)
- Skylight 40 x 40cm above the lounge
- Cab blinds for best insulation and privacy protection (only for A Class)
- Window for T-hood (only for Low Profile)
- Pull-down bed (only for A Class)
- Height-adjustable queen bed (only for T/I 7)

On-board technology / Installations

- Gas bottle locker for 2 x 11kg bottles
- Starter battery and leisure battery with automatic switch-over (also for fridge)
- EBL with overvoltage protection
- LED illumination for the interior
- Illuminated roof lining above the habitation door

Kitchen

- Gourmet kitchen with 3-flame hob, spacious drawers with softclose function and large worktop
- Large fridge with freezer compartment and auto energy selection (AES)

- Worktop extension: extendable or fold-away (not for T/I 7)

Bathroom

- All of our bathrooms are equipped with cabinets, storage compartments, hooks, large mirrors and a height-adjustable shower head (depending on layout)
- Rotating bathroom for optimal use of space (only for T/I 1)
- Shower grid (not for T/I 1)

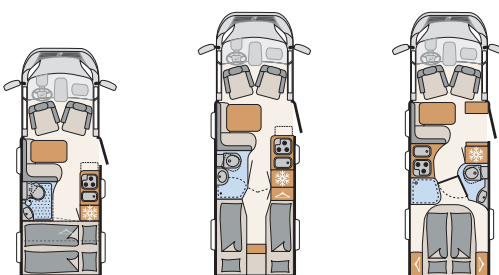
Living area

- AirPlus ventilation system - for an optimised ventilation of the interior
- Wardrobe N/S and O/S next to the king bed
- Fixed beds with wooden frame and 7-zone mattresses made of climate-regulating material
- Large mirror
- Overhead locker doors with softclose function
- High wardrobe with convenient laundry shelves in upper area
- Multi-functional storage space underneath the double bed incl. wardrobe, accessible from inside and out, illuminated, bed frame with adjustable shock absorbers (only for T/I 1)
- Shoe cabinet in entrance area (only for T/I 7)

Interior

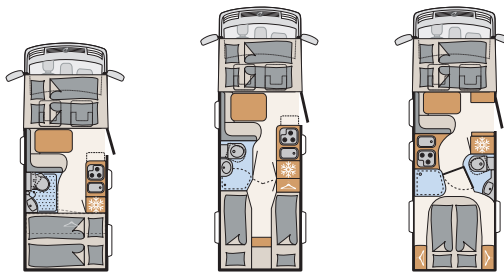
- Wood décor Rosario Cherry with upholstery Quadro or Atomic

Globebus Low Profile



GLOBEBUS		T 1	T 6	T 7	
Chassis type		Fiat low platform	Fiat low platform	Fiat low platform	
Diesel tank/AdBlue tank	l	75 / 19	75 / 19	75 / 19	
Emission class		Euro 6d temp	Euro 6d temp	Euro 6d temp	
Length	cm	599	698	698	
Width	cm	220	220	220	
Height	cm	281	281	281	
Internal height	cm	198	198	198	
Towing weight braked/unbraked	kg	2000 / 750	2000 / 750	2000 / 750	
Tyres		225/75R 16C	225/75R 16C	225/75R 16C	
Wheel base	cm	345	380	380	
Beds pull-down/ overcab	cm	-	-	-	
	Bed mid	cm	155x95/90	175x95/90	155x95/90
	Bed rear	cm	200x145	195x80 / 195x75	190 / 180x140
	Alternative	cm	-	200x155	-
Sleeping berths		3	3	3	
Basic engine		2,3 MJET	2,3 MJET	2,3 MJET	
kW (BHP)		88 (120)	88 (120)	88 (120)	
Weight net	kg	2593	2747	2738	
Mass in running order (MIRO)	kg	2788	2922	2913	
Payload	kg	711	577	586	
Maximum authorised weight	kg	3499	3499	3499	
Designated passenger seats (standard weight)		4	4	4	
Designated passenger seats (max. weight upgrade)		4	4	4	
Heating		Combi 6 E	Combi 6 E	Combi 6 E	
Fridge/ thereof freezer compartment	l	142 / 15	142 / 15	142 / 15	
Water tank incl. boiler (red. volume)	l	114 (20)	114 (20)	114 (20)	
Waste water tank volume	l	90	90	90	
Awning size	m	3,0	4,0	4,0	
Garage sizes O/S standard/ option	cm	75x100 / -	95x105 / -	95x100 / -	
Garage sizes N/S standard/ option	cm	95x80 / -	95x105 / -	75x100 / -	
Battery/ charging device	Ah/A	95 / 18	95 / 18	95 / 18	
Power outlets	230V/12V/USB	6 / 1 / 2	6 / 1 / 2	6 / 1 / 2	

Globebus A Class



GLOBEBUS		I 1	I 6	I 7
Chassis type		Fiat low platform	Fiat low platform	Fiat low platform
Diesel tank/AdBlue tank	l	75 / 19	75 / 19	75 / 19
Emission class		Euro 6d temp	Euro 6d temp	Euro 6d temp
Length	cm	599	695	695
Width	cm	220	220	220
Height	cm	281	281	281
Internal height	cm	198	198	198
Towing weight braked/unbraked	kg	2000 / 750	2000 / 750	2000 / 750
Tyres		225/75R 16C	225/75R 16C	225/75R 16C
Wheel base	cm	345	380	380
Beds pull-down/ overcab	cm	185x150	185x150	185x150
	Bed mid	cm	-	-
	Bed rear	cm	200x145	195x80 / 195x75
	Alternative	cm	-	200x155
Sleeping berths		4	4	4
Basic engine		2,3 MJET	2,3 MJET	2,3 MJET
kW (BHP)		88 (120)	88 (120)	88 (120)
Weight net	kg	2654	2808	2799
Mass in running order (MIRO)	kg	2849	3003	2994
Payload	kg	650	496	505
Maximum authorised weight	kg	3499	3499	3499
Designated passenger seats (standard weight)		4	4	4
Designated passenger seats (max. weight upgrade)		4	4	4
Heating		Combi 6 E	Combi 6 E	Combi 6 E
Fridge/ thereof freezer compartment	l	142 / 15	142 / 15	142 / 15
Water tank incl. boiler (red. volume)	l	114 (20)	114 (20)	114 (20)
Waste water tank volume	l	90	90	90
Awning size	m	4,0	5,0	5,0
Garage sizes O/S standard/ option	cm	75x100 / -	95x105 / -	95x100 / -
Garage sizes N/S standard/ option	cm	95x80 / -	95x105 / -	75x100 / -
Battery/ charging device	Ah/A	95 / 18	95 / 18	95 / 18
Power outlets	230V/12V/USB	6 / 1 / 2	6 / 1 / 2	6 / 1 / 2

Packages

Fiat Assistance Package

Package components	Low Profile
Lane Keep Assist	✓
Light Assist	✓
Full Brake Control	✓
Rain sensor	✓
High Beam Assist	✓
Traffic Sign Assist	✓

✓ included ● Standard specification – not included

GT package	white		silver		black	
	ca. 72 kg	ca. 81 kg	ca. 74 kg	ca. 81 kg	ca. 74 kg	ca. 81 kg
	Low Profile	A Class	Low Profile	A Class	Low Profile	A Class
Package components						
Chassis colour Silver	-	-	✓	-	-	-
Chassis colour Black, radiator grill Silver	-	-	-	-	✓	-
Exterior design GT White T (various stickers, red skid plate)	✓	-	-	-	-	-
Exterior design GT White I (various stickers, red skid palte, black A Class front)	-	✓	-	-	-	-
Exterior design GT Silver/Black T (various stickers, red skid plate)	-	-	✓	-	✓	-
Exterior design GT Silver/ Black I (various stickers, red skid plate, black A Class front)	-	-	-	✓	-	✓
Interior design GT (kitchen back wall black, switches and power outlets in bicolor)	✓	✓	✓	✓	✓	✓
Cab entrance step	✓	-	✓	-	✓	-
High-level rear moulding incl. roof rails	✓	✓	✓	✓	✓	✓
Flush-fitting windows	✓	✓	✓	✓	✓	✓
Alloy wheels 16" Fiat	✓	✓	✓	✓	✓	✓
Cab dashboard with aluminium applications	✓	✓	✓	✓	✓	✓

Options

	Additional weight (kg)	Code	T1	T6	T7	T1	T6	T7
Chassis/Base								
Fiat Ducato Multijet 140 (2,3 l / 140 hp)	u.r.	0	○	○	○	○	○	○
Fiat Ducato Multijet 160 (2,3 l / 160 hp) incl. start-stop function	u.r.	0	○	○	○	○	○	○
Fiat Ducato Multijet 180 (2,3 l / 180 hp) incl. start-stop function	u.r.	0	○	○	○	○	○	○
Weight upgrade 3.650kg	0	808	○	○	○	○	○	○
9-gear converter automatic transmission (possible as from 140 hp engine; for 140 hp engine addit. costs for start-stop function)	u.r.	10736	○	○	○	○	○	○
Alloy wheels 16"	0	8045	○	○	○	○	○	○
Tow bar (please consider the total towing weight)	35	273	○	○	○	○	○	○
Captain seat including seat heating and lateral support	2	1659	-	-	-	○	○	○
Rear corner steadies (2 pieces)	6	390	○	○	○	○	○	○
Reinforced spring for front axle	0	1889	-	-	-	○	○	○
Bodywork exterior								
Panoramic skylight 70x50 cm above the pull-down bed	8	246	-	-	-	○	○	○
Flush fitting windows	5	415	○	○	○	○	○	○
Additional window in bathroom	5	372	-	-	○	-	-	○
Bike rack for 3 bikes (rear)	9	938	○	○	○	○	○	○
Bike rack for 3 bikes (lowerable)	10	7482	○	○	○	○	○	○
Alarm system for doors with central locking	4	322	○	○	○	○	○	○
Cassette awning Omnistor 3.0 m	23	932	○	-	-	-	-	-
Cassette awning Omnistor 4.0 m	33	859	-	○	○	○	-	-
Cassette awning Omnistor 5.0 m (manual)	54	697	-	-	-	-	○	○
Bodywork interior								
Fire extinguisher 2 kg	4	1878	○	○	○	○	○	○
Safe mounted	13	323	○	○	○	○	○	○
Double floor for rear garage	5	1890	○	○	○	○	○	○
Furniture layouts								
Isofix - child seat bracket	5	8125	○	○	○	○	○	○
Electrics/Installation								
Solar system (2 x 60 W)	15	922	○	○	○	○	○	○
2nd leisure battery 95 Ah	27	830	○	○	○	○	○	○
Gas/Installation								
Exterior socket for gas 30mbar	1	878	○	○	○	○	○	○
Automatic gas bottle switch-over incl. crash sensor and EisEx (weight incl. optional 11 kg aluminium gas bottle)	13	1577	○	○	○	○	○	○
Water supply/Installation								
Switch for water pump	1	397	○	○	○	○	○	○
Heating/Air-conditioning								
Floor heating (electrical)	9	763	○	○	○	○	○	○
Alternative heating operation panel	1	6622	○	○	○	○	○	○
App operation for warm air heating (only in comb. with option 6622)	1	9659	○	○	○	○	○	○
Roof A/C	34	609	○	○	○	○	○	○
Kitchen								
Fridge vent	1	282	○	○	○	○	○	○
Extractor fan	2	344	○	○	○	○	○	○
Bathroom								
Shower grid	1,5	1657	○	⊙	⊙	○	⊙	⊙
Multimedia systems								
Flatscreen TV 22" (incl. bracket, DVB-T, DVB-S receiver, DVD)	4	1799	○	○	○	○	○	○
SAT system Flatsat Classic 65 Twin	13	7670	○	○	○	○	○	○
Reversing cam (single cam) (only in comb. with the option 9582 Dethleffs Naviceiver)	2	1642	○	○	○	○	○	○
Reversing cam (double cam) (only in comb. with the option 9582 Dethleffs Naviceiver)	2	1641	○	○	○	○	○	○
Dethleffs Naviceiver incl. DAB+, truck navigation and bord control panel linking	u.r.	9582	○	○	○	○	○	○
Top View 360° camera (only in comb. with option 9582 Dethleffs Naviceiver)	6	7173	○	○	○	○	○	○

	Additional weight (kg)	Code	T1	T6	T7	I1	I6	I7
Miscellaneous								
Registration documents	u.r.	0	◆	◆	◆	◆	◆	◆

Globebus Plus factors interior



» The lounge can be converted to a comfortable bed.



» I: The standard pull-down bed has a sleeping area of up to 150 cm in width.




» Useful: The extendable step for bed access with a storage box (T/I 1).



» The LED illumination with indirect light elements provides atmospheric ambience. The overhead lockers are equipped with Softclose function.



» Comfortable kitchen worktop extension and rail system. Optionally with kitchen backwall (GT Package)



» Childproof: Isofix bracket for child seats (option)



» T/I 1: Multi-functional storage compartment under the fold-away bed frame, also accessible from outside.



» T/I: Cab blinds protect from heat, cold and prying eyes



» T/I: Large L-shaped seating lounge with wide passage way to the cab - for more elbow room



» Wrap-around windscreen with unique panoramic view.



» T/I: Comfortable captain seats with height/inclination adjustment and upholstered arm rests



» Dethleffs Fiat chassis 9 gear automatic transmission optionally available

Globebus Plus factors exterior



» Extra-wide entrance door (70 cm) (not for T/I 1) with flyscreen door.



» Well-protected against hail: durable GRP roof.



» Wood-free and rot-free Lifetime Smart floor construction (covered with GRP).



» T: Large opening skylight in T-hood.



» High garage with 150 kg loading capacity. Two garage doors are standard.



» T: Standard black radiator grill. Stylish safety feature: LED day-time-running lights



» T/I: Prominent and safe: Integral rear lights with LED night-time-running lights.



» I: Coach-style mirrors for an unobstructed field of view.



» I: Prominent headlights, elegantly integrated in the new design.



» I: Easy to service: large engine bay opening for servicing all relevant parts.



» **Comprehensive assistance systems optionally available for all Dethleffs Low Profile and Coachbuilt vehicles with Fiat chassis with the following systems:** Hydraulic Brake Assist, Lane Keep Assist, Light Assist, Traffic sign Assist and rain sensor. Standard for Esprit Eighty Eight (T).