

# Pulse



Low Profile | A Class



## Pulse Plus factors

- + Harmonious illumination „Light Moments“ for emotional and atmospheric feeling
- + Further development of the Dethleffs design language for more openness, brightness and clear forms
- + Innovative MaxiFlex overhead locker concept with Softclose function and intuitive operation
- + One-level floor in living room by IsoProtect Comfort floor

## Standard UK specification which is above standard European specification\*

- Right hand drive chassis
- LED day-time-running light (T)
- Leather steering wheel, gear knob with leather sleeve
- Dashboard with Chrome rings
- Electrical & heated mirrors (T)
- Autom. cab air conditioning
- Cruise control
- Passenger airbag
- Radio pre-wiring with Sound package
- Cab door left (I)
- Cab blinds (T)
- Window T-hood (T)
- Panorama skylight 70x50 cm above seating lounge (T)
- Panorama skylight 75x105 cm above seating lounge (I)
- Habitation door with window and central locking
- On-board control panel luxus
- Insulated waste water tank
- Indirect illumination
- „Light Moments“ - indirect illumination for sidewalls, curtains, bathroom, kitchen splashback wall, entrance handle and illuminated plinth in living room
- Full UK specification incl. UK gas and UK electrics
- Combi 6 E heating with integrated 10 l boiler
- Smoke detector
- Oven with grill
- TV bracket
- Pre-wiring solar system
- Pre-wiring SAT system
- Lounge convert to bed (T)
- Bed convert single beds to double bed
- Carpets for cab and living room

\*Please note: From technical point of view there are components which are not possible for some of model types and layouts.



option for T



dep. on layout



dep. on layout



option for T



not for T/I 6811



# Standard specification

## Chassis (in addition to the basis equipment, see p. 3)

- Radiator grille with additional protection (only for A Class)
- Adjustable cab mirrors incl. dead angle mirror and integrated turn indicator (only for Low Profile)
- Low-vibration, electric and heated cab mirrors in bus style (two-piece) (only for A Class)

## Conversion

- Floor thickness: 49mm; sidewall thickness: 34mm; roof thickness: 35mm
- Rear garage: two garage doors with one-hand operation, drop chassis extension (150 kg loading capacity), heated, with fixing loops, illuminated, 1x 230 V power outlet
- Skylight 40 x 40 cm over the lounge
- Cab blinds for best insulation and privacy protection (only for A Class)
- Pilote seats: integrated head rest, two upholstered arm rests, rotating, height-adjustable with inclination adjustment
- Pull-down bed (manual) (only for A Class)
- Living door: 70 cm, flyscreen door
- Height-adjustable Queens bed (only for T/I 6651 DBM, T/I 7051 DBM and I 7051 DBL)
- Panorama skylight 70x50 cm with flyscreen and blind over the pull-down bed (only for A Class)
- Rear moulding: 3rd brake light, Integral rear lights incl. LED strip, rear spoiler

## On-board technology/ Installations

- Starter and leisure battery with automatic switch-over (also for fridge)
- LED illumination for the interior
- Illuminated plinth over the door
- Awning light
- Heating installed in seating lounge for optimum of warmth ventilation in living room

## Kitchen

- Gourmet kitchen with 3-flame cooker, spacious drawers with Softclose function and large working surface
- Fridge with freezer compartment, convex door and auto energy selection (AES)

## Bathroom

- Shower grid
- All of our bathrooms are equipped with cabinets, storage compartments, large mirrors, tooth brush tumbler and toilet paper holder

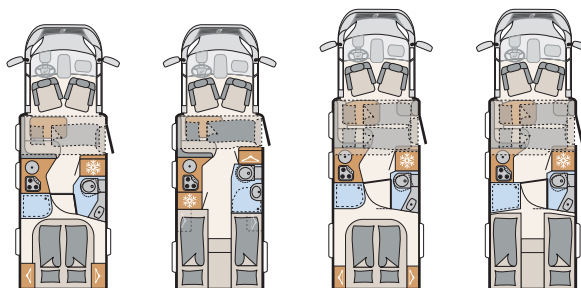
## Living area

- Fixed beds with wooden frame and 7-zone mattresses made of climate-regulating material
- AirPlus ventilation system - for an optimised ventilation of the interior
- Wardrobe N/S and O/S next to the Kingsize bed (only for T/I 6651 DBM, T/I 7051 DBM and I 7051 DBL)
- Living room without steps

## Interior

- Wood décor Rosario Anthracite with soft furnishings Beat or Dance

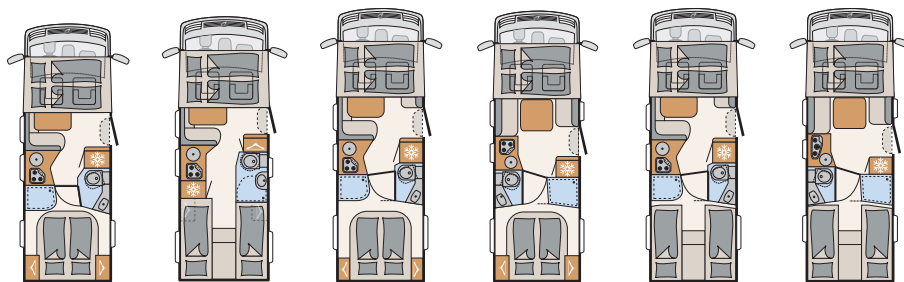
# Pulse Low Profile



PULSE		T 6651 DBM	T 6811 EB	T 7051 DBM	T 7051 EB
Chassis type		Fiat low platform	Fiat low platform	Fiat low platform	Fiat low platform
Length	cm	699	699	741	741
Width	cm	233	233	233	233
Height	cm	300	300	300	300
Internal height	cm	205	205	205	205
Towing weight 12% braked/ unbraked	kg	2000 / 750	2000 / 750	2000 / 750	2000 / 750
Tyres		225/75R 16C	225/75R 16C	225/75R 16C	225/75R 16C
Wheel base	cm	380	380	404	404
Beds pull-down/ overcab	cm	200x105/90 <sup>1</sup>	200x105/80 <sup>1</sup>	200x140/110 <sup>1</sup>	200x140/110 <sup>1</sup>
Bed mid	cm	155x100/80	155x100/80	170x100/80	170x100/80
Bed rear	cm	190x160	195x80 / 205x80	190x160	210/185x80 / 200x80
Alternative	cm	-	210x190	-	210x190
Sleeping berths		3	3	4	4
Basic engine		2,3 MJET	2,3 MJET	2,3 MJET	2,3 MJET
kW (BHP)		96 (130)	96 (130)	96 (130)	96 (130)
Weight net	kg	2719	2728	2844	2853
Mass in running order (MIRO)	kg	2914	2923	3039	3048
Payload	kg	585	576	460	451
Maximum authorised weight	kg	3499	3499	3499	3499
Designated passenger seats (standard weight)		4	4	4	4
Designated passenger seats (max. weight upgrade)		4	4	4	4
Heating		Combi 6 E	Combi 6 E	Combi 6 E	Combi 6 E
Fridge/ thereof freezer compartment	l	142 / 15	142 / 15	190 / 15	190 / 15
Water tank incl. boiler (red. volume)	l	116 (20)	116 (20)	116 (20)	116 (20)
Waste water tank volume	l	90	90	90	90
Awning size	m	4,0	4,0	4,5	4,5
Garage sizes O/S standard/ option	cm	85x110 / -	85x75 / 85x110	90x110 / -	90x85 / 90x110
Garage sizes N/S standard/ option	cm	85x110 / -	85x75 / 85x110	90x110 / -	90x85 / 90x110
Battery/ charging device	Ah/A	95 / 18	95 / 18	95 / 18	95 / 18
Power outlets	230V/12V/USB	7 / 1 / 2	7 / 1 / 2	7 / 1 / 2	7 / 1 / 2

<sup>1</sup> only in conj. with optional pull-down bed

# Pulse A Class



PULSE		I 6651 DBM	I 6811 EB	I 7051 DBM	I 7051 DBL	I 7051 EB	I 7051 EBL
Chassis type		Fiat low platform	Fiat low platform	Fiat low platform	Fiat low platform	Fiat low platform	Fiat low platform
Length	cm	699	699	740	740	740	740
Width	cm	233	233	233	233	233	233
Height	cm	300	300	300	300	300	300
Internal height	cm	205	205	205	205	205	205
Towing weight 12% braked/ unbraked	kg	2000 / 750	2000 / 750	2000 / 750	2000 / 750	2000 / 750	2000 / 750
Tyres		225/75R 16C	225/75R 16C	225/75R 16C	225/75R 16C	225/75R 16C	225/75R 16C
Wheel base	cm	380	380	404	404	404	404
Beds pull-down/ overcab	cm	195x150	195x150	195x150	195x150	195x150	195x150
Bed mid	cm	-	-	-	-	-	-
Bed rear	cm	190x160	190x80 / 205x80	190x160	190x160	210/185x80 / 200x80	205/185x80 210x195x80
Alternative	cm	-	210x190	-	-	210x190	210x190
Sleeping berths		4	4	4	4	4	4
Basic engine		2,3 MJET	2,3 MJET	2,3 MJET	2,3 MJET	2,3 MJET	2,3 MJET
kw (BHP)		96 (130)	96 (130)	96 (130)	96 (130)	96 (130)	96 (130)
Weight net	kg	2757	2811	2882	2947	2891	2956
Mass in running order (MIRO)	kg	2952	3006	3077	3142	3086	3151
Payload	kg	547	493	422	357	413	348
Maximum authorised weight	kg	3499	3499	3499	3499	3499	3499
Designated passenger seats (standard weight)		4	4	4	4	4	4
Designated passenger seats (max. weight upgrade)		4	4	4	4	4	4
Heating		Combi 6 E	Combi 6 E	Combi 6 E	Combi 6 E	Combi 6 E	Combi 6 E
Fridge/ thereof freezer compartment	l	142 / 15	142 / 15	190 / 15	142 / 15	190 / 15	142 / 15
Water tank incl. boiler (red. volume)	l	116 (20)	116 (20)	116 (20)	116 (20)	116 (20)	116 (20)
Waste water tank volume	l	90	90	90	90	90	90
Awning size	m	4,5	4,5	5,0	5,0	5,0	5,0
Garage sizes O/S standard/ option	cm	85x110 / -	85x75 / 85x110	90x110 / -	90x110 / -	90x85 / 90x110	90x85 / 90x110
Garage sizes N/S standard/ option	cm	85x110 / -	85x75 / 85x110	90x110 / -	90x110 / -	90x85 / 90x110	90x85 / 90x110
Battery/ charging device	Ah/A	95 / 18	95 / 18	95 / 18	95 / 18	95 / 18	95 / 18
Power outlets	230V/12V/USB	7 / 1 / 2	7 / 1 / 2	7 / 1 / 2	7 / 1 / 2	7 / 1 / 2	7 / 1 / 2

# Packages

Gran Turismo package	white		silver		black	
	Low Profile	A Class	Low Profile	A Class	Low Profile	A Class
Package components						
Chassis colour Silver	-	-	✓	-	-	-
Chassis colour Black-Metallic (radiator grill in Silver)	-	-	-	-	✓	-
Exterior design Gran Turismo White (T)	✓	-	-	-	-	-
Exterior design Gran Turismo White (I)	-	✓	-	-	-	-
Exterior design Gran Turismo Silver/Black (T)	-	-	✓	-	✓	-
Exterior design Gran Turismo Silver/Black (I)	-	-	-	✓	-	✓
LED daytime running lights	-	✓	-	✓	-	✓
Cab entrance step	✓	-	✓	-	✓	-
Flush fitting windows	✓	✓	✓	✓	✓	✓
Alloy wheels 16" Fiat design	✓	✓	✓	✓	✓	✓
Cab dash with Aluminium applications	✓	✓	✓	✓	✓	✓

✓ included    ⊙ standard    - not included



	Additional weight (kg)	Code	T 6651 DBM	T 6811 EB	T 7051 DBM	T 7051 EB	I 6651 DBM	I 6811 EB	I 7051 DBM	I 7051 DBL	I 7051 EB	I 7051 EBL
<b>Multimedia systems</b>												
Flatscreen 22" (incl. bracket, DVB-T, DVB-S receiver, DVD) with Sound pack	4	1799	○	○	○	○	○	○	○	○	○	○
Dethleffs Naviceiver incl. DAB+,truck navigation and link to the on-board control	u.r.	9582	○	○	○	○	○	○	○	○	○	○
Top View 360° camera (only in conj. with # 9582 "Dethleffs Naviceiver")	6	7173	○	○	○	○	○	○	○	○	○	○
Additional flatscreen 22"	4	7490	-	-	○	○	-	-	○	○	○	○
Reversing cam (only in conj. with option9582 "Dethleffs Naviceiver")	5	7636	○	○	○	○	○	○	○	○	○	○
Flatscreen 32"	7	9807	○	○	○	○	○	○	○	○	○	○
<b>Misc</b>												
Registration documents	u.r.	0	◆	◆	◆	◆	◆	◆	◆	◆	◆	◆

# Pulse Plus factors interior




» 160 cm wide and height-adjustable double bed for optimal use of the garage (option for DBM).



» Low Profile models can be upgraded with a pull-down bed (interior height still 1.90 m).

» Harmonious light composition in four levels - Light Moments -  
 Roof: illuminated plinth as a stylish element  
 Walls: ambience illumination of the shower console, walls and entrance module  
 Floor: pedestal illumination in lounge area, kitchen and sleeping room  
 Interior: functional illumination



» One-level IsoProtect Comfort floor in living area.



» Innovative MaxiFlex overhead locker concept with soft opening. Thanks to the intelligent overhead locker construction the Pulse offers more storage room and freedom of moving (interior height 2.05 m).



» Beautiful seat frame trim for an optical separation of living room and the kitchen.



» Dethleffs Naviceiver (option) incl. navigation system and DAB+ radio reception. The display of on-board-control readings is possible.



» Multi-functional entrance module including a practical shoe bin, a robust entrance handle and space for TV (option).



# Pulse Plus factors exterior



» Aerodynamic bodywork construction of the exterior.



» Outstanding design of the Low Profile hoods (option).



» Amazing rear design including the LED rear lights.



» I: Double mirror for an optimised field of view.



» New for A Class conversions - the Dethleffs face (picture shows the optional GT package)



» Integrated reversing cam (option) into the spoiler and 3rd brake light.



» Good-looking and safe: day-time running lights (option for A Class).



» Practical one-hand operation of the garage doors.