


Magic Edition



Low Profile | A Class



Magic Edition Plus factors

- + Extensive equipment package with many benefits
- + Low vehicle height (294 cm)
- + Internal height 198 cm
- + Large fridge/freezer combination with 190 l incl. 35 l freezer compartment
- + 5th belted seat is optionally available
- + Power-saving LED light concept with modern, indirect illumination
- + Extra-wide entrance door (70cm) with insulated entrance
- + One level floor construction from cab to bathroom

Standard UK specification which is above standard European specification*

- Right hand drive chassis
- Weight upgrade 3.850 kg
- Full UK specification incl. UK gas and UK electrics
- Combi 6 E heating with integrated 10 l boiler
- 90 l fuel tank
- Insulated waste water tank
- Smoke detector
- Oven with grill
- Pre-wiring solar system
- Pre-wiring SAT system
- Lounge convert to bed (T)
- Carpets for cab and living room

* Please note: From technical point of view there are components which are not possible for some of model types and layouts.



T/I 3 DBM



A Class



T/I 3 DBM



Standard specification

Chassis (in addition to the basis equipment, see p. 3)

- Radiator grille with additional protection (only for A Class)
- Adjustable cab mirrors incl. dead angle mirror and integrated turn indicator (only for Low Profile)
- Low-vibration, electric and heated cab mirrors in bus style (two-piece) (only for A Class)

Conversion

- Floor thickness: 42 mm, sidewall thickness 34 mm and roof thickness 35 mm
- Floor thickness: 49mm; sidewall thickness: 34mm; roof thickness: 35mm
- Automotive rear moulding with Integral rear lights and integrated LED light bar and 3rd brake light
- Skylight 40 x 40 cm over the lounge
- Cab blinds for best insulation and privacy protection (only for A Class)
- Pilote seats: integrated head rest, two upholstered arm rests, rotating, height-adjustable with inclination adjustment
- Pull-down bed (manual) (only for A Class)
- Height-adjustable Queens bed (only for T/I 3 DBM)
- Rear garage: two garage doors, drop chassis extension (150 kg loading capacity), heated, incl. fixing loops, illuminated, 1x 230 V power outlet, GRP Antislip floor cover
- Living door: 70 cm, flyscreen door, waste bin

On-board technology/ Installations

- Gas bottle locker for 2 x 11kg bottles
- Starter and leisure battery with automatic switch-over (also for fridge)
- LED illumination for the interior
- Illuminated plinth over the door
- Awning light

Kitchen

- Gourmet kitchen with 3-flame cooker, spacious drawers with Softclose function and large working surface
- Fridge with freezer compartment, convex door and auto energy selection (AES)
- Kitchen overhead locker with illuminated plinth

Bathroom

- Shower grid (only for T/I 2 EB)
- All of our bathrooms are equipped with cabinets, storage compartments, large mirrors, tooth brush tumbler and toilet paper holder

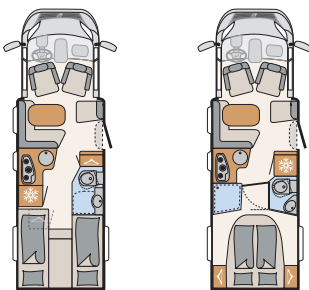
Living area

- Overhead locker doors with Softclose function
- Fixed beds with wooden frame and 7-zone mattresses made of climate-regulating material
- AirPlus ventilation system - for an optimised ventilation of the interior
- Tall wardrobe with practical laundry boards in upper area (only for T/I 2 EB)
- Shoe bin in entrance area
- Wardrobe N/S and O/S next to the Kingsize bed (only for T/I 3 DBM)
- Living room without steps
- Overhead lockers throughout with doors in the rear (only for T/I 2 EB)
- Large mirror

Interior

- Wood décor Dakota Oak with soft furnishing Tizio

Magic Edition Low Profile

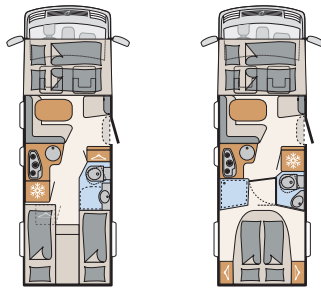


MAGIC EDITION		T 2 EB	T 3 DBM
Chassis type		Fiat high platform	Fiat high platform
Length	cm	741	741
Width	cm	233	233
Height	cm	294	294
Internal height	cm	198	198
Towing weight 12% braked/ unbraked	kg	2000 / 750	2000 / 750
Tyres		225/75R 16C	225/75R 16C
Wheel base	cm	404	404
Beds pull-down/ overcab	cm	-	-
Bed mid	cm	215x120/70	215x120/65
Bed rear	cm	190x85 / 205x80	190x150
Alternative	cm	210x205/190	-
Sleeping berths		3	3
Basic engine		2,3 MJET	2,3 MJET
kW (BHP)		96 (130)	96 (130)
Weight net	kg	2990 ¹	2990 ¹
Mass in running order (MIRO)	kg	3145 ¹	3145 ¹
Payload	kg	705	705
Maximum authorised weight	kg	3850	3850
Designated passenger seats (standard weight)		4	4
Designated passenger seats (max. weight upgrade)		5 ²	4
Heating		Combi 6 E	Combi 6 E
Fridge/ thereof freezer compartment	l	190 / 35	190 / 35
Water tank incl. boiler (red. volume)	l	107 (20)	107 (20)
Waste water tank volume	l	90	90
Awning size	m	4,5	4,5
Garage sizes O/S standard/ option	cm	85x110 / -	85x115 / -
Garage sizes N/S standard/ option	cm	85x110 / -	85x115 / -
Battery/ charging device	Ah/A	95 / 18	95 / 18
Power outlets	230V/12V/USB	7 / 2 / 2	7 / 2 / 2

¹ Indicated weights include the Magic Edition package

² only in conj. with optional 5th seat

Magic Edition A Class



MAGIC EDITION		I 2 EB	I 3 DBM
Chassis type		Fiat high platform	Fiat high platform
Length	cm	739	739
Width	cm	233	233
Height	cm	294	294
Internal height	cm	198	198
Towing weight 12% braked/ unbraked		2000 / 750	2000 / 750
Tyres		225/75R 16C	225/75R 16C
Wheel base		404	404
Beds pull-down/ overcab		195x150	195x150
	Bed mid	215x120/70	-
	Bed rear	190x85 / 205x80	190x150
	Alternative	210x205/190	-
Sleeping berths		5	4
Basic engine		2,3 MJET	2,3 MJET
kW (BHP)		93 (130)	96 (130)
Weight net		3041 ¹	3041 ¹
Mass in running order (MIRO)		3496 ¹	3496 ¹
Payload		354	354
Maximum authorised weight		3850	3850
Designated passenger seats (standard weight)		4	4
Designated passenger seats (max. weight upgrade)		5 ²	4
Heating		Combi 6 E	Combi 6 E
Fridge/ thereof freezer compartment		l 190 / 35	l 190 / 35
Water tank incl. boiler (red. volume)		l 107 (20)	l 107 (20)
Waste water tank volume		l 90	l 90
Awning size		m 5,5	m 5,5
Garage sizes O/S standard/ option		cm 85x110 / -	cm 85x115 / -
Garage sizes N/S standard/ option		cm 85x110 / -	cm 85x115 / -
Battery/ charging device		Ah/A 95 / 18	Ah/A 95 / 18
Power outlets		230V/12V/USB 7 / 2 / 2	230V/12V/USB 7 / 2 / 2

¹ Indicated weights include the Magic Edition package

² only in conj. with optional 5th seat

MAGIC EDITION equipment

Package components	Low Profile	A Class
Alloy wheels 16" Fiat design	✓	✓
Chassis in Carbon-Black-Metallic, shock absorber in Black, radiator grille in Silver, SkidPlate	✓	-
Chassis package for Low Profile: automated air con, el. cab mirrors heated, cruise control, radio pre-wiring with Sound pack, LED day-time running lights, leather steering wheel, gear knob with leather sleeve and dashboard with Chrome rings	✓	-
Chassis package for A Class: automated air con, radio pre-wiring with Sound package, cruise control, passenger airbag, leather steering wheel, gear knob with leather sleeve and dashboard with Chrome rings	-	✓
Cab door N/S	-	✓
Entrance step	✓	-
Cab blinds	✓	⊙
Smooth sides Titan-Silver	✓	✓
Panorama skylight 75 x 105 above seating lounge incl. plinth	-	✓
Panorama skylight 70 x 50 above seating lounge incl. plinth	✓	-
Window in T-hood	✓	-
Flush fitting windows	✓	✓
Living door with window and central locking	✓	✓
Flatscreen bracket	✓	✓
On-board control panel Luxury	✓	✓
Digital operation element for warm air heating (operation with Truma App available)	✓	✓
Ambience illumination	✓	✓
Bed convert single beds to double bed (for 002 EB only)	✓	✓
Switch and socket in Chrome	✓	✓
L-shaped lounge with free-standing table	✓	✓

✓ included ⊙ standard - not included

Options

	Additional weight (kg)	Code	T 2 EB	T 3 DBM	I 2 EB	I 3 DBM
Chassis/ Base						
Fiat Ducato Multijet 150 / 2.3 l / 150 BHP	u.r.	0	○	○	○	○
Fiat Ducato Multijet 180 / 2.3 l / 180 BHP	u.r.	0	○	○	○	○
Fiat Ducato Maxi chassis (4.250 kg)	40	0	○	○	○	○
Tow bar (please consider the total towing weight)	35	273	○	○	○	○
Cab dash in silver/black line optics	1	1881	○	-	-	-
Luxury Pilote seat including seat heating and lateral support	2	1659	-	-	○	○
Rear corner steadies (2 pieces)	6	390	○	○	○	○
Reinforced spring for front axle	0	1889	-	-	○	○
Automated gearbox (6 gears)	17	11	○	○	○	○
Additional belted seat	11	435	○	-	○	-
Bodywork exterior						
High-level rear moulding incl. roof rails	12	418	○	○	○	○
Bicycle rack for 3 cycles	9	938	○	○	○	○
Bicycle rack for 4 cycles	10	815	○	○	○	○
Bicycle rack lowerable for GRP rear	10	7482	○	○	○	○
Alarm system for doors with central locking	4	322	○	○	○	○
Cassette awning Omnistor 4.5 m	50	930	○	○	-	-
Cassette awning Omnistor 5.5 m	58	494	-	-	○	○
Bodywork interior						
Fire extinguisher 2 kg	4	1878	○	○	○	○
Safe mounted	13	323	○	○	○	○
Furniture layouts						
Electrical operation for pull-down bed	5	1683	-	-	○	○
Overhead lockers in cab	u.r.	679	-	-	○	○
Soft furnishing						
7-zone mattress with WATERGEL surface	4	8223	-	○	-	○
Real leather Puritani	12	8932	○	○	○	○
Electrics / installation						
2nd leisure battery 95 Ah	27	830	○	○	○	○
Solar system (2 x 60 W)	15	922	○	○	○	○
Gas / installation						
Exterior socket for gas 30mbar	1	878	○	○	○	○
Automated gas bottle switch over system incl. Crash Sensor (weight incl. 11kg gas bottle)	13	1577	○	○	○	○
Water supply / installation						
Switch for water pump	1	397	○	○	○	○
Exterior shower (cold water)	1	793	○	○	○	○
Insulated waste water tank	3	665	○	○	○	○
Pressure water pump	2	736	○	○	○	○
Heating/ Air conditioning						
Alternative heating operation panel	1	6622	○	○	○	○
App operation for warm air system (only in conj. with #6622)	1	9659	○	○	○	○
Floor heating (electrical)	9	763	○	○	○	○
Roof air conditioning	34	609	○	○	○	○
Warm water heating	30-50	761	○	○	○	○
Cab warm water heating (only in conj. with warm water heating - cab carpets not possible)	10	6709	○	○	○	○
Warm water floor heating (only in conj. with warm water heating)	10	1603	○	○	○	○
Heat exchanger	7	565	○	○	○	○
Kitchen						
Fridge vent	1	282	○	○	○	○
Extractor fan (circulating air)	2	344	○	○	○	○
Multimedia systems						
Flatscreen 19" (incl. DVB-T2 HD/T, DVB-S2 Receiver, DVD HDMI, wide angle)	3	1896	○	○	○	○
SAT system Flatsat Classic 65	13	1741	○	○	○	○
SAT system Flatsat Classic 65 Twin	13	7670	○	○	○	○

	Additional weight (kg)	Code	T 2 EB	T 3 DBM	I 2 EB	I 3 DBM
Multimedia systems						
SAT system Flatsat 85	21	7671	○	○	○	○
SAT system Flatsat 85 Twin	15	1637	○	○	○	○
Top View 360° camera (only in conj. with Dethleffs Naviceiver)	6	7173	○	○	○	○
Reversing cam (single cam) (only in conj. with the option 9582 "Dethleffs Naviceiver")	2	1642	○	○	○	○
Reversing cam (double cam) (only in conj. with the option 9582 "Dethleffs Naviceiver")	2	1641	○	○	○	○
Dethleffs Naviceiver incl. DAB+, truck navigation and link to the on-board control	u.r.	9582	○	○	○	○
Misc						
Registration documents	u.r.	0	◆	◆	◆	◆

Magic Edition

Plus factors interior



» Stylish and practical furniture elements in entrance area with atmospheric illumination, shelves and handle.



» Rotation flatscreen bracket at eye level incl. power and aerial connection.



» Floor-to-ceiling wardrobe (T/I 2).



» T: The standard window in the cab hood bathes the seating area in a bright light.



» I: Comfortable: lots of headroom, 195 x 150 cm bed size, SleepWell bed system.



» The large skylights are surrounded by a noble, backlit plinth (Low Profile).



» The overhead locker doors softly close with Softclose insert. The interior illumination is equipped with energy-saving LED light technology.



» The kitchen splashback is chic and easy-to-clean.



» Dethleffs Naviceiver (option) incl. navigation system and DAB+ radio reception. The display of on-board-control readings is possible.

Magic Edition

Plus factors exterior



» T: Optimum air exchange with the standard cab skylight.




» T: Stylish and safe: Integral rear light with LED nighttime-running lights.



» Complete the design harmoniously: Cab entrance step with solid aluminium step plate.



» T: Looks stylish and improves safety: LED daytime running lights.



» I: Quick defrosting of the windscreen using the warm air duct in the dashboard.



» I: Coach-style mirrors for an unobstructed field of view.



» Extra wide entrance door (70 cm) with window, central locking and flyscreen.



» Good-looking: 16" alloy wheels.



» Standard: cab doors with a comfortable entrance and with electrical window lift.



» Well protected against hail: durable GRP roof.



» Safe and insulated: dark frame windows.