

LOW PROFILE

JUST GO



HIGHLIGHTS OF THE JUST GO

- + Optionally available pull-down bed
- + Airy 213 cm interior headroom (not under the pull-down bed)
- + Height adjustable 190 x 150 cm queen bed
- + 150 mm-thick 7-zone cold foam mattresses made of climate-regulating material
- + Ergonomic captain seats with integrated headrest and padded armrests, height-adjustable and inclinable



70 cm-wide habitation door with fly screen (central locking system and window included in Comfort Package)




Travel in comfort and safety thanks to cruise control, driver and passenger airbags, a Ford audio system with DAB+ radio and much more (fig. shows optional navigation system)

Large rear garage, suitable for most e-bikes, with slip-resistant surface (2nd door on left side included in Comfort Package)



Just the way you like it



T 6815 EB (standard)

Just Go (standard)



In the standard version, the Just Go features a half-dinette with a side-hinged table (only in DBL and EBL models). This can be converted into an additional sleeping berth on request. To do this, the table base is angled and the table top hooked into the lower wall bracket. The driver and front passenger seats are finished in original Ford upholstery fabric. The front bumper has a matt black finish.



Just Go (optional Comfort Package)

Equipped with the Comfort Package, the Just Go comes packed with a host of useful additional features (see page 63). Eye-catching highlights include the painted front bumper and, on single-bed models, the L-shaped seating lounge with free-standing table. Your advantage: the "L-leg" means you can comfortably put your feet up! The special Salerno upholstery for the bench seat and driver/front passenger seats is also included in the Comfort Package.



T 7055 EB (Comfort Package)



T 7055 EB (Comfort Package)

1 More space to sleep! On request with a 140 cm-wide, electrically adjustable pull-down bed.

2 Fresh food service: large 137-l fridge / freezer combination with 15-l freezer. An oven is available as an option (see figure).

3 Atmospheric: the Light Moments lighting system creates a homely ambience (Comfort Package).

SLEEPING

Enjoy a good night's sleep!



The 190 x 150 cm queen bed is height-adjustable as standard. Would you prefer more space in the rear garage or extra headroom in the bedroom? You can decide depending on how much cargo you need to load • T 7055 DBL



The large, 215 cm-long single beds are equipped with 150 mm-thick cold foam mattresses and wooden slatted bed frames for total sleeping comfort. The Comfort Package also includes the option of converting these into a huge double bed • T 7055 EB




Electrically operated two-person pull-down bed above the seating lounge (option)

BATHROOM

... enjoy some privacy



Premium materials and workmanship also lend the bathroom a touch of luxury • T 7055 EB



Do you appreciate space and elbow room? You will get both here! Simply close the bathroom door to the living room and you have a large bathroom that spans the entire width of the vehicle • T 7055 EB

COOKING

Just all you need



An oven can be added to the 137-litre fridge / freezer combination on request..



Even large pots and pans can be easily washed in the wide sink with a high tap..



The overhead lockers are equipped with a soft-close function and are indirectly illuminated.



Fully equipped L-kitchen with 2-burner gas hob, practical work surface and large drawers. The lateral Multiflex rail system with hooks and suspension elements is especially handy

The Comfort Package

Customers who want to go the extra mile when configuring their Just Go can choose the optional Comfort Package for a host of additional features that make holidays and travel even more comfortable.

- Electrically adjustable, heated wing mirrors [1]
 - Stylish 16-inch alloy wheels [2]
 - Fog lights and bumper matching the bodywork colour [3]
 - Cab blinds [4]
 - Light Moments lighting system for the perfect ambience [5]
 - L-shaped seating lounge with free-standing table – great for putting your feet up. [6]
 - Large opening skylight in the cab hood [7]
 - Driver/passenger seat in textile upholstery (matching the living room). [8]
 - Special CALYPSO upholstery (see Fig. 6 + 8).
 - Second rear garage door on the left – makes loading easy
 - Panoramic skylight (70 x 50 cm) above the seating lounge
- and much more

Advanced chassis components are also included, such as: cab air-conditioning, heated windshield, windshield wipers with rain sensor, headlight assist with day/night sensor and emergency braking assist, lane assistant and high-beam assist.

You will find a complete overview of all package components in the technical information.



*Fig. shows the multifunction display which is not included in the Comfort Package and is optionally available at additional cost.

Textile specification



Ravello



Calypso (Comfort Package)



Salerno (Option Comfort Package)



Noce Nagano

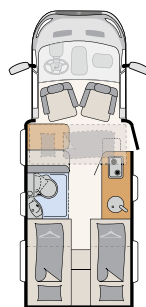


More information is available at:
www.dethleffs.com/justgo
or in the separate technical information



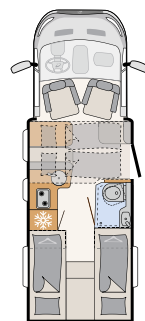
Just Go (Standard)

Salerno (optional Comfort Package)



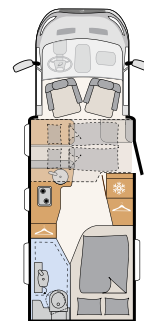
T 6615 EB

4 sleeping berths



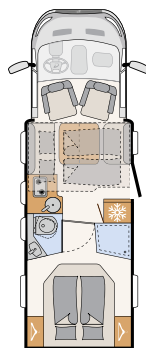
T 6815 EB

5 sleeping berths



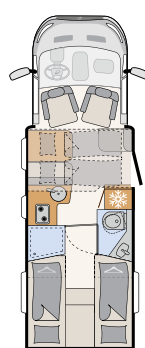
T 6905

5 sleeping berths



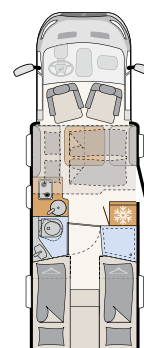
T 7055 DBL

5 sleeping berths



T 7055 EB

5 sleeping berths



T 7055 EBL

5 sleeping berths

The indicated sleeping berths are maximum values and partly available with optional fittings.