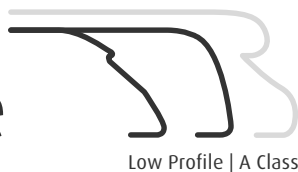


Advantage

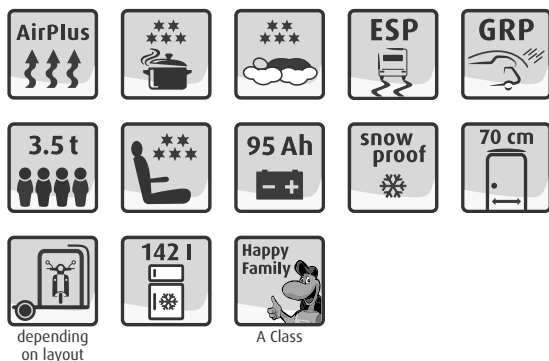


Highlights

Facts*

Maximum authorised weight	3,499 - 4,250 kg
Length	637 - 740 cm
Width	233 cm
Height	276 cm
Chassis type	Low platform
Sleeping berths	3 - 4
Basic engine	2.3 MJET
	96 kW/130 BHP

* Maximum values are not possible for some layouts or only available in conj. with optional extras.



depending on layout

A Class



Advantage Added Value

- + Easy entrance thanks to electrical entrance step and 70 cm wide door
- + More payload thanks to lightweight construction
- + Integral rear lights with integrated LED strip
- + Kitchen with practical extension of working surface

Standard UK specification which is above standard European specification*

- Right hand drive chassis
- 2.3 l Multijet 96 (130 BHP)
- LED day-time-running light
- Cab air conditioning
- Cruise control
- Driver and passenger airbag
- Wheel trims
- Radio pre-wiring with Sound package
- Cab door N/S for A Class
- Cab blinds
- Midi Heki/Heki III
- Habitation door with window and central locking
- Window in T-hood
- Alternative on-board control
- Insulated waste water tank
- Indirect illumination
- Full UK specification incl. UK gas and UK electrics
- TRUMA Combi 6 E heating with integrated 10 l boiler
- Smoke detector
- Oven with grill
- Illuminated plinth
- TV bracket
- Lounge convert to bed
- L-shaped lounge with free-standing table
- Bed convert single beds to double bed
- Carpets for the cab and for the living room

* Please note: From technical point of view there are components which are not possible for some of model types and layouts.

Standard specification

Chassis / Base vehicle

- Fiat Ducato with Common-Rail-Turbo diesel technology, Multijet direct injection and Euro 5+ engine
- Front wheel drive
- Steel wheels 16"
- ABS/ EBD
- ESP
- ASR
- Hill Holder, Hill Descent Control
- Fiat low platform
- Broad gauge chassis rear axle
- Chassis with stronger suspension springs for automotive driving comfort
- Large fuel tank (90l)
- Interruption of fuel supply and retraction of steering column (in case of a collision)
- Wider tyres, anti-theft device and revolution counter
- Day-time-running lights integrated into the headlights
- Panoramic safety glass windscreen (A Class)
- Central locking cab with Fiat original remote control (not for A Class)
- Break-down kit

Conversion

- Resistant to rot LifeTime Plus conversion construction (see page 2)
- GRP roof (glass fibre reinforced plastic) for optimal protection
- Floor thickness: 49mm; sidewall thickness: 34mm; roof thickness: 35mm
- Smooth sides in Aluminium White
- New, automotive rear lights incl. LED night driving light and multi-part body support
- 2nd garage door N/S
- Rear garage with drop chassis extension incl. fixing loops and robust GRP anti-slip cover
- Opening insulating windows with blinds and flyscreens
- Clear glass Mini Heki with blind and flyscreen
- Cab blinds for best insulation and privacy protection (A Class)
- Electrical entrance step

- Extra wide living door (70cm) with interior trim and stylistic surround of the flyscreen door and waste bin
- Dethleffs Pilote seat GIS-Liner by Aguti with height/inclination adjustment and two upholstered armrests (A Class)
- High-quality Pilote seats „Captain Chair“ with height/inclination adjustment, integrated head rest, improved lateral support, double arm rest and comfortable seat position (Low Profile)
- Swivel driver and passenger seats
- Height-adjustment for headrests for seating lounge in car optic
- Pull-down bed (A Class)
- Mud flaps rear
- Repair-friendly, one-piece A Class front

On-board technology / Installations

- Gas bottle locker with easy pull-out function for quick change of the gas bottles (2x11 kg)
- Powerful 95 Ah AGM leisure battery
- Starter and leisure battery with automatic switch-over (also for fridge)
- 230 V outlet in garage
- 2 USB ports (seating lounge and sleeping room)
- Powerful Truma Combi 6 gas heating with integrated 10l boiler
- Powerful submerged water pump
- Warm water supply with mixer tap
- LED illumination for the interior
- Illuminated plinth over the door
- Awning light
- ELCB (earth leakage circuit breaker)

Kitchen

- Innovative Dethleffs kitchen centre with variable 3-split glass lid over the cooker, 3-burner hob cooker with electrical ignition and clever drawers with integrated working surface enlargement
- Sink and hob in stainless steel
- Large fridge with separated freezer compartment and auto energy selection (AES)
- Spacious drawers with high-quality smooth steel runners and self-closing function
- LED kitchen illumination
- Height-adjustable racks for kitchen overhead lockers
- Spice rack in kitchen backwall

Bathroom

- Rotating bathroom for optimal use of space (depending on layout)
- Cassette toilet with swivel seat or a fixed toilet (depending on layout). Each with electronic flush.
- High-gloss wash bowl with frame in dark Marble optic
- All of our bathrooms are equipped with cabinets, storage compartments, hooks, large mirrors, halogen illumination and a height-adjustable shower head (depending on layout)
- Bathroom doors in very robust finish with homelike door handle (T/I 7051)
- Intelligent washroom concept with 3-D bathroom (depending on layout)

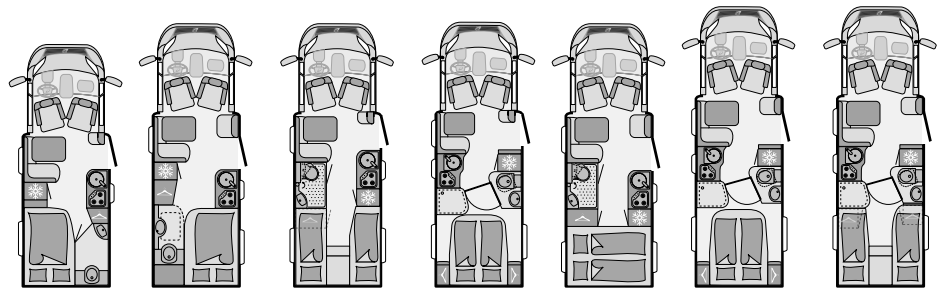
Living area

- New, innovative light-weight furniture technology with pleasant shapes and bi-colour décor elements
- Overhead lockers throughout with doors in the rear (depending on layout)
- Space saving overhead locker concept with installation channel and indirect illumination
- Fixed beds with wooden slatted frame and 7-zones EvoPoreHRC Premium mattress with climate regulating material
- Pull-down bed with wooden slatted frame and 7-zones EvoPoreHRC Premium mattress with climate regulating material
- AirPlus ventilation system - for an optimised ventilation of the interior to reduce condensation
- Flatscreen pre-wiring
- Fabric covered wardrobe (depending on layout)
- Wardrobe N/S and O/S next to the Kingsize bed (depending on layout)
- Seating lounge with shapely cushions; length: 125cm at least (not for T/I 5901)

Interior

- Wood décor: Noce Solista
- Soft furnishing design: Chevron or Baku

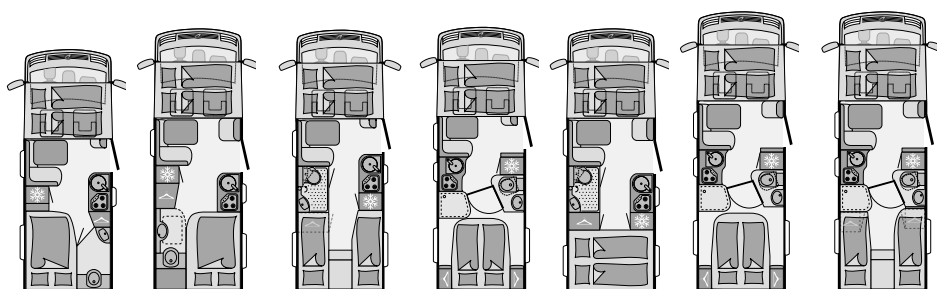
Low Profile



ADVANTAGE		T 5901	T 6601	T 6611	T 6651	T 6671	T 7051 DBM	T 7051 EB
Length	cm	640	695	695	699	695	740	740
Width	cm	233	233	233	233	233	233	233
Height	cm	276	276	276	276	276	276	276
Internal height	cm	198	198	198	198	198	198	198
Towing weight 12% braked/ unbraked	kg	2000 / 750	2000 / 750	2000 / 750	2000 / 750	2000 / 750	2000 / 750	2000 / 750
Tyres		225/75R 16C	225/75R 16C	225/75R 16C	225/75R 16C	225/75R 16C	225/75R 16C	225/75R 16C
Wheel base	cm	380	380	380	380	380	404	404
Beds pull-down/ overcab	cm	-	-	-	-	-	-	-
Bed mid	cm	170x100/75	210x120/70	175x100/75	155x100/75	210x120/70	210x120/55	210x120/55
Bed rear	cm	200x130/95	200x140/125	210x80 / 200x80	190x150	210x150	200x150	2x(210x80)
Alternative	cm	-	-	200/160x210	-	-	-	210/175x210
Basic engine		2,3 MJET	2,3 MJET	2,3 MJET	2,3 MJET	2,3 MJET	2,3 MJET	2,3 MJET
kW (BHP)		96 (130)	96 (130)	96 (130)	96 (130)	96 (130)	96 (130)	96 (130)
Chassis type		Low platform	Low platform	Low platform	Low platform	Low platform	Low platform	Low platform
Weight net	kg	2625	2685	2694	2700	2685	2755	2764
Mass in running order (MIRO)	kg	2820	2880	2889	2895	2880	2950	2959
Payload	kg	679	619	610	604	619	549	540
Maximum authorised weight	kg	3499	3499	3499	3499	3499	3499	3499
Designated passenger seats (standard weight)		4	4(5)*	4	4	4(5)*	4	4
Designated passenger seats (max. weight upgrade)		4	5*	4	4	5*	4	4
Heating		Combi 6 E	Combi 6 E	Combi 6 E	Combi 6 E	Combi 6 E	Combi 6 E	Combi 6 E
Fridge/ thereof freezer compartment	l	142 / 15	142 / 15	142 / 15	142 / 15	142 / 15	142 / 15	142 / 15
Water tank incl. boiler (red. volume)	l	125 (20)	125 (20)	125 (20)	125 (20)	125 (20)	125 (20)	125 (20)
Waste water tank volume	l	90	90	90	90	90	90	90
Standard swivel seat for driver/ passenger		Yes / Yes	Yes / Yes	Yes / Yes	Yes / Yes	Yes / Yes	Yes / Yes	Yes / Yes
Battery/ charging device	Ah/A	95 / 18	95 / 18	95 / 18	95 / 18	95 / 18	95 / 18	95 / 18
Power outlets	230V/12V	6 / 3	6 / 3	7 / 3	6 / 3	7 / 3	6 / 3	6 / 3

* only in conj. with optional 5th seat

A Class



ADVANTAGE		I 5901	I 6601	I 6611	I 6651	I 6671	I 7051 DBM	I 7051 EB
Length	cm	637	692	692	696	692	737	737
Width	cm	233	233	233	233	233	233	233
Height	cm	276	276	276	276	276	276	276
Internal height	cm	198	198	198	198	198	198	198
Towing weight 12% braked/ unbraked	kg	2000 / 750	2000 / 750	2000 / 750	2000 / 750	2000 / 750	2000 / 750	2000 / 750
Tyres		225/75R 16C	225/75R 16C	225/75R 16C	225/75R 16C	225/75R 16C	225/75R 16C	225/75R 16C
Wheel base	cm	380	380	380	380	380	404	404
Beds pull-down/ overcab	cm	195x150/135	195x150/135	195x150/135	195x150/135	195x150/135	195x150/135	195x150/135
Bed mid	cm	-	-	-	-	-	-	-
Bed rear	cm	200x130/95	200x140/125	210x80 / 200x80	190x150/105	210x150	200x150	2x(210x80)
Alternative	cm	-	-	200/160x210	-	-	-	210/175x210
Basic engine		2,3 MJET	2,3 MJET	2,3 MJET	2,3 MJET	2,3 MJET	2,3 MJET	2,3 MJET
kW (BHP)		96 (130)	96 (130)	96 (130)	96 (130)	96 (130)	96 (130)	96 (130)
Chassis type		Low platform	Low platform	Low platform	Low platform	Low platform	Low platform	Low platform
Weight net	kg	2758	2837	2781	2852	2837	2897	2906
Mass in running order (MIRO)	kg	2953	3032	3041	3047	3032	3092	3101
Payload	kg	897	818	809	803	818	758	749
Maximum authorised weight	kg	3850	3850	3850	3850	3850	3850	3850
Designated passenger seats (standard weight)		4	4(5)*	4	4	4(5)*	4	4
Designated passenger seats (max. weight upgrade)		4	5*	4	4	5*	4	4
Heating		Combi 6 E	Combi 6 E	Combi 6 E	Combi 6 E	Combi 6 E	Combi 6 E	Combi 6 E
Fridge/ thereof freezer compartment	l	142 / 15	142 / 15	142 / 15	142 / 15	142 / 15	142 / 15	142 / 15
Water tank incl. boiler (red. volume)	l	125 (20)	125 (20)	125 (20)	125 (20)	125 (20)	125 (20)	125 (20)
Waste water tank volume	l	90	90	90	90	90	90	90
Standard swivel seat for driver/ passenger		Yes / Yes	Yes / Yes	Yes / Yes	Yes / Yes	Yes / Yes	Yes / Yes	Yes / Yes
Battery/ charging device	Ah/A	95 / 18	95 / 18	95 / 18	95 / 18	95 / 18	95 / 18	95 / 18
Power outlets	230V/12V	6 / 3	6 / 3	7 / 3	6 / 3	7 / 3	6 / 3	6 / 3

* only in conj. with optional 5th seat

Dethleffs world of colours

For the ADVANTAGE range you can choose from the following colour combinations (some at extra charge).

Low Profile

Chassis colour		Conversion colour	
		White	Titansilver Metallic
White	Code	standard	option 5338
Silver	Code	-	option 8092

A Class

Chassis colour		Conversion colour	
		White	Titansilver Metallic
White	Code	standard	option 1665

Please note that the roof as well as all skirts and other mounted parts will remain white. Conversion design partly with varnished graphics.



toge

THULE

Optional Extras

	Additional weight (kg)	Code	Low Profile	A Class
Chassis/Base vehicle				
Fiat Ducato Multijet 150 Light (2.3 l/148 BHP)	15	0	○	○
Fiat Ducato Multijet 150 Light (2.3 l/148 BHP)	15	0	○	-
Fiat Ducato Multijet 180 Light (3.0 l/177 BHP)	65	0	○	-
Fiat Ducato Multijet 180 Light (3.0 l/177 BHP)	65	0	○	○
Fiat Ducato Multijet 130 Maxi (2.3 l/130 BHP)	65	0	○	○
Fiat Ducato Multijet 150 Maxi (2.3 l/148 BHP)	65	0	○	○
Fiat Ducato Multijet 180 Maxi (3.0 l/177 BHP)	115	0	○	○
Alloy wheels 16"	0	8045	○	○
Tow bar	35	273	○	○
Cab dash in silver/black line optics	1	1881	○	○
Weight upgrade to 3850 kg	0	808	○	-
Cab insulating mat large	13	427	○	○
Cab insulating mats for windscreen and side windows	9	934	○	○
Seat heating and lumbar support/ pump for Pilote seat	2	6461	○	-
Seat heating and lumbar support/ pump for Pilote seat	2	1659	-	○
Additional seat	11	435	○	○
Mud flaps front	2	298	○	○
Rear corner steadies	6	390	○	○
Reinforced spring for front axle	0	1889	-	○
Automated gearbox (6 gears)	17	11	○	○
Bodywork exterior				
Midi Heki	8	246	-	○
Bicycle rack for 3 cycles	9	938	○	○
Bicycle rack for 4 cycles	10	815	○	○
Bicycle rack lowerable for GRP rear	10	7482	○	○
Flush fitting windows	5	415	○	○
Additional window in bathroom	5	372	○	○
Central locking	2	393	○	-
Awning (different lengths available). Your local dealer will assist you with more information.	u.r.	1646	○	○
Bodywork interior				
Fire extinguisher 2 kg	3.5	1878	○	○
Floor compartment	3.5	1985	○	○
Safe mounted	12.5	323	○	○
Furniture				
Electrical operation for pull-down bed	5	1683	-	○
Bed convert for seating lounge	u.r.	1944	○	-
Bed convert single beds to double bed	9	1883	○	-
High-level bed	5	652	○	○
Mid-level bed	5	7757	○	○
Soft furnishing				
Alternative wood décor Lorraine Walnut	u.r.	7315	○	○
Muscat (only in conj. with Lorraine Walnut)	u.r.	7846	○	○
Namib (only in conj. with Lorraine Walnut)	u.r.	7545	○	○
Cuddle package	3	1590	○	○
7-zones EvoPoreHRC mattress with gel inlay for double bed	4	8223	○	○
7-zones EvoPoreHRC mattress with gel inlay for single bed (right)	2	8225	○	○
7-zones EvoPoreHRC mattress with gel inlay for single bed (left)	2	8224	○	○
Electrics/Installation				
2nd leisure battery 95 Ah	27	830	○	○
Solar system	15	922	○	○
Gas installation				
Exterior socket for gas 30mbar	1	878	○	○
Switch over system Duo Control CS	13	1577	○	○

	Additional weight (kg)	Code	Low Profile	A Class
Water supply/Installation				
Exterior shower (cold water)	1	793	○	○
Pressure water pump	2	736	○	○
Switch for water pump	1	397	○	○
Heating/Air conditioning				
Heating: Webasto additional heating	7	517	○	○
Heating: ALDE warm water	30 - 50	761	○	○
ALDE warm water heating for cab (only in conj. with ALDE heating - not in conj. with cab carpet)	10	6709	○	○
Additional pump 230 V for ALDE heating	1	314	○	○
ALDE heat exchanger	7	565	○	○
ALDE warm water floor heating (only in conj. with ALDE heating)	10	1603	○	○
Floor heating (electrical)	9	763	○	○
Roof air conditioning Truma Aventa Comfort	34	609	○	○
Kitchen				
Fridge vent	1	282	○	○
Extractor fan (circulating air)	2	344	○	○
Bathroom				
Shower wooden grid	1,5	1657	○	○
Multimedia systems				
Flatscreen 19"	3	1896	○	○
Pre-wiring (navigation to TV cabinet)	2	1945	○	○
Pre-wiring reversing cam	2	277	○	○
DVD radio Moniceiver	3	1644	○	○
RDS/ CD Pioneer	2	1639	○	○
SAT system Flatsat Easy Classic 65	13	1741	○	○
SAT system Flatsat Easy Classic 65 Twin	13	7670	○	○
SAT system Flatsat Easy 85	21	7671	○	○
SAT system Flatsat Easy 85 Twin	15	1637	○	○
Navigation module (only in conj. with moniceiver)	2	1643	○	○
Top View 360°	6	7173	○	○
Reversing cam CARATEC coloured single cam without display	2	1642	○	○
Reversing cam CARATEC coloured twin cam without display	2	1641	○	○
Coloured display for reversing cam	2	1640	○	○
Misc				
Registration documents	u.r.	0	◆	◆