

Globetrotter XXL (Coachbuilt)

Standard specification

Chassis / Base vehicle

- Iveco Daily 65 C 17, JTD (125 kW/ 170 BHP)
- Diesel particulate filter (DBF) (Euro 5+ exhaust emission norm)
- Rear wheel drive with twin tyres
- ESP + lane departure warning available starting January 2015
- ABS / EBD
- EBD
- Hydraulic brake assistant
- Differential lock for drive axle
- Increased suspension spring for front axle
- Disc brakes
- Large fuel tank (90l)
- Wider tyres, anti-theft device and revolution counter
- Wheel trims
- Day-time-running lights integrated into the headlights
- Central locking cab
- Cruise control
- Driver and passenger airbags
- Cab air conditioning (automatic)
- Electrical window lift
- Electr. and heated windows (A Class)
- Radio pre-wiring with Sound package
- Break-down kit

Conversion

- **“Dethleffs LifeTime Plus Technology Resistant to rot and long-life conversion concept”**
- GRP roof & floor (glass fibre reinforced plastic) for optimal protection
- Floor thickness: 43mm; intermediate floor: 20mm, sidewall / roof thickness: 45mm
- Double floor storage, double floor height: 36cm
- Smooth sides in Aluminium White
- High-level rear moulding with energy saving LED rear lights and modern roof railing
- Window for Overcab
- Large rear garage heated and illuminated with anti slip cover
- Access locker doors with catch locks
- Stable, double glazed flush fitting windows with integrated blinds and flyscreens
- Mini Heki with blind and flyscreen
- Electrical entrance step
- Rounded Coupé entrance with three steps with comfortable height
- Driver and passenger seats in Luxury design, 3-way adjustable and hydraulically spring-mounted
- Overcab bed fold-away
- Wooden sliding door between cab and living room (lockable)

On-board technology / Installations

- Gas bottle locker with easy pull-out function for quick change of the gas bottles (2x11 kg)
- Powerful 165 Ah AGM leisure battery
- Starter and leisure battery with automatic switch-over (also for fridge)
- Electrical charging device for leisure and starter batteries 12V/ 18A
- CEE 230V external socket with safety device
- Warm water heating ALDE with automated drain valve and engine heat exchanger
- Powerful pressure water pump
- Switch for water pump
- Warm water supply with mixer tap
- On-board control panel with Luxury design
- Wardrobe illumination with LED light
- Illuminated plinth over the door
- Awning light
- ELCB (earth leakage circuit breaker)
- Fresh water/ waste water installed in double floor (insulated area)

Kitchen

- Gourmet kitchen with 3 hob cooker, apothekery pull out, larger drawers with central locking
- Large fridge with separated freezer compartment and auto energy selection (AES)
- Spacious drawers with high-quality smooth steel runners and self-closing function
- LED kitchen illumination
- Height-adjustable racks for kitchen overhead lockers
- Spice rack
- Extractor fan (exhaust air)
- Separated place for the coffee machine

Bathroom

- Cassette toilet with swivel seat and electronic flush
- Cupboards, large mirror, halogen illumination, toothbrush tumbler and toilet paper holder
- Bathroom doors in very robust finish with robust door handle
- Fixed shower walls and water resistant plastic walls in the separated shower
- High-quality furniture in wooden optic with chromed railing and robust wash bowl
- Intelligent washroom concept with 3-D bathroom
- LED illumination for the bathroom

Living area

- High-quality furniture finished in sturdy plywood and locker doors made of MDF (medium density fibreboard)
- Overhead lockers with doors in the rear (depending on layout)
- Fixed beds with wooden bed frame and 7-zones Premium cold foam mattress with visco-elastic foam and 3-D moisture membrane
- Single beds with adjustable head section can be converted to a large double bed
- Children's beds and Overcab bed with fall-out protection net and ladder
- Bunk bed loading up to 100kg
- Seat chest enlargement, fold-away with storage space
- Bar with glass bracket and high-quality Plexiglass door (not in conj. with the option TEC Tower)
- AirPlus ventilation system - for an optimised ventilation of the interior to reduce condensation
- Fabric covered wardrobe (depending on layout)
- Living room without steps
- Wardrobe with practical linen shelves for upper area
- Laundry drawer fold-away in the rear garage (not for A 9000-2)
- Storage space for Thetford additional tank in the rear garage
- High-quality, ergonomic seat cushions
- Seating lounge convert to U-shaped lounge
- Cab carpets

Interior

Wood décor: Noce Padano

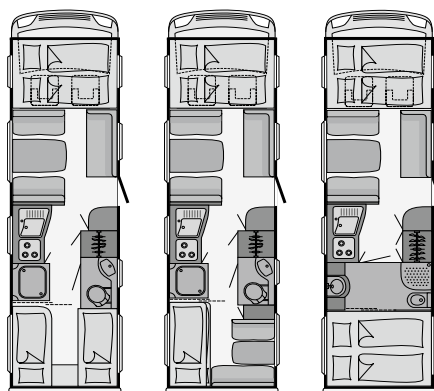
Soft furnishing: SOLANA or LANACA

Standard UK specification which is above standard European specification

- Right hand drive chassis
- Full UK specification including UK gas, UK electrics
- Cab blinds
- 2nd access locker door
- Reversing cam
- Heki III for living room
- Smoke detector
- Tec Tower incl. oven
- Illuminated kitchen plinth
- Indirect illumination
- Safety package incl. safety belts against driving direction
- Loose fitting carpets

Please note: From the technical point of view there are components which are not possible for some model types and layouts.

Coachbuilt



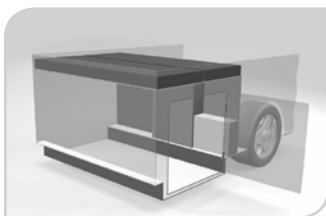
GLOBETROTTER XXL		A 9000-2	A 9000-2 K	A 9800-2
Length	cm	885	885	885
Width	cm	235	235	235
Height	cm	345	345	345
Internal height	cm	211	211	211
Towing weight 12% braked/unbraked	kg	2850/750	2850/750	2850/750
Tyres		225/75R 16C	225/75R 16C	225/75R 16C
Wheel base	cm	475	475	475
Beds	Overcab	cm 215x150	215x150	215x150
	Mid	cm 200x130	200x130	200x130
	Alternative	cm 200x200/190	215x200/130	–
	Rear	cm 2 x (200x80)	2x (200x80)	200x150
Basic engine		3.0 JTD	3.0 JTD	3.0 JTD
kW (BHP)		125 (170)	125 (170)	125 (170)
Chassis		Ladder frame	Ladder frame	Ladder frame
Weight net	kg	4833	4833	4833
Mass in running order (MIRO) (approx.)	kg	5243	5243	5243
Payload (approx.)	kg	1457	1457	1457
Maximum authorised weight (approx.)	kg	6700	6700	6700
Seats at standard weight*		6 (7)	6 (7)	6 (7)
Seat at maximum weight upgrade*		7	7	7
Heating		ALDE WW	ALDE WW	ALDE WW
Fridge / thereof freezer compartment	l	190 / 35	190 / 35	190 / 35
Water tank incl. boiler (red. volume)	l	230 (20)	230 (20)	230 (20)
Waste water tank capacities	l	222	222	222
Storage space		D 2	–	C 2
Standard swivel seat for driver and passenger		–/–	–/–	–/–
Battery / charger	Ah/A	165 / 18	165 / 18	165 / 18
Power outlets	230 V/12 V	6/2	6/2	6/2
USB sockets	pc.	2	2	2

* for 7 passengers the optional extra “additional bench in cab” is necessary.

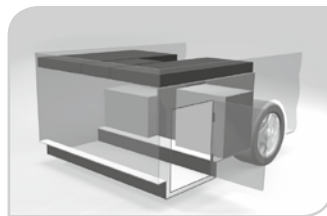
Packages

Package components	Coachbuilt
Rear corner steadies	✓
Gel battery 220 AH	✓
DVD tuner Moniceiver	✓
Air conditioning TelAir Silent 8300 H	✓
Single cam by Caratec	✓
Chrome wheel trims	✓

Storage Space



C2: Garage under double bed widthways with lowered rear



D2: Garage under single beds with lowered rear

Please note that these drafts are not drawn to scale as they are only examples. The proportion may vary depending on the model, wheel base.





Huge rear garage. When desired additional rear flap in the rear can be fitted (XXL A 9000-2, XXL A 9800-2)

Optional Extras GLOBETROTTER XXL

	Weight (kg)	Code	XXL A 9000-2	XXL A 9000-2 K	XXL A 9800-2
Chassis / Base vehicle					
Iveco Daily 205 BHP, 65 C 21	-	7560	○	○	○
Automated gearbox "Agile" (reduced tow loading 2000 kg)	5	105	○	○	○
Inverter for automated gearbox	17	7706	○	○	○
Weight upgrade to 7200 kg	-	1636	○	○	○
Chromed wheel trims	2	536	○	○	○
Tow bar	35	273	○	○	○
Air suspension for drive axle (original Iveco)	30	041	○	○	○
Rear corner steadies (2 pieces)	6	390	○	○	○
Exterior					
Access locker flap for the rear	17	1732	○	○	○
Midi Heki	8	246	○	○	○
Roof rack with ladder	17	852	○	○	○
Cassette awning (manual)	61	1646	○	○	○
Electrical Cassette awning	64	1645	○	○	○
Interior					
Safe (located in bench)	12.5	323	○	○	○
Double floor for rear garage	5	1890	○	○	○
Aluline shelving system	10	1857	○	○	○
Bicycle rack for Aluline shelving system	5	1979	○	○	○
Furniture / Layouts					
Electrically heated Overcab bed	3	1740	○	○	○
Double bench in cab	-	7741	○	○	○
Wooden décor Noble Acacia	-	1541	○	○	○
Soft furnishing					
Cuddle package (blanket, 2 pillows, table cloth)	3	1590	○	○	○
7-zones Premium cold foam mattress with visco elastic surface for double bed	-	1949	-	-	○
7-zones Premium cold foam mattress with visco elastic surface for single beds	5	1947/1948	○	-	-
BENIDORM (real leather)	12	1529	○	○	○
BURANO (real leather)	12	7549	○	○	○
GHANA (in conj. with wood decor Noble Acacia)	-	6766	○	○	○
PALAZZO (in conj. with wood decor Noble Acacia)	-	1535	○	○	○
Electrics / Installation					
Solar system (2 Siemens M50 modules, 1 controler SR 13, 2 x 60 W)	15	922	○	○	○
Gel battery 220 Ah	43	521	○	○	○
Transformer Waeco 2000 W	8	1775	○	○	○
Gas installation					
Exterior socket (30 mbar)	1	878	○	○	○
Switch over system Duo Control	13	1577	○	○	○

	Weight (kg)	Code	XXL A 9000-2	XXL A 9000-2 K	XXL A 9800-2
Water supply / Installation					
Exterior shower (cold water)	1	793	○	○	○
Heating / Air conditioning					
Webasto additional heating	7	517	○	○	○
Additional pump 230 V for ALDE heating	1	314	○	○	○
Air conditioning Teleco Silent 8300 H - 230 V (Please consider other roof equipment)	34	609	○	○	○
Kitchen					
Fridge vent cover	1	282	○	○	○
Bathroom					
Ceramic toilet	25	7243	○	○	○
2nd cassette for Thetford toilet	3	502	○	○	○
Wooden shower grid	1.5	1657	○	○	○
Multimedia systems					
Flat screen 22" (incl. DVB-T, DVB-S Receiver, DVD)	3	1799	○	○	○
Additional flatscreen 22" (incl. DVB-T, DVB-S Receiver, DVD)	3	7490	○	○	○
Additional flat screen bracket	3	1809	○	○	○
Pre-wiring (navigation to TV cabinet)	2	1945	○	○	○
DVD radio Moniceiver by Kenwood	3	1644	○	○	○
RDS / CD Pioneer	2	1639	○	○	○
SAT system Flatsat Easy Classic 65	13	1741	○	○	○
SAT fully-automated system Teleco - Flatsat Classic Easy S 65 Twin	13	7670	○	○	○
SAT system Flatsat Easy 85	21	7671	○	○	○
SAT system Flatsat Easy 85 Twin	15	1637	○	○	○
Navigation module Caratec (only in conj.with Moniceiver)	2	1643	○	○	○
Reversing cam Caratec (single cam) with colour monitor	4	1642+1640	○	○	○
Reversing cam Caratec (single cam) to Moniceiver	2	1642	○	○	○
Reversing cam Caratec TWIN (double cam) with colour monitor	4	1641+1640	○	○	○
Reversing cam Caratec TWIN (double cam) to Moniceiver	2	1641	○	○	○
Misc					
Fire extinguisher 2 kg	3.5	1878	○	○	○
Registration documents	-	-	◆	◆	◆

○ Option - Not possible ◆ Obligatory Upon request