

1/2017

GB

IRL

NZ



## Motorhomes 2017

Premium class

Technical Information

***Dethleffs***  
A friend of the family

# Dethleffs Added Value – Explanation of symbols

In the Dethleffs motorhomes, there are a lot of smart ideas and standard comfort features. Here we briefly present the most important ones with the corresponding symbols which can be found on the sides of the vehicle. More detailed information on [www.dethleffs.co.uk/addedvalue](http://www.dethleffs.co.uk/addedvalue)



More safety: Electronic stabilizing program incl. important driving assistance systems (ASR, Hill Holder and much more)



More power: 150 Ah battery with AGM technology for higher performance, longer life and shorter charging time



Safe on the road: AL-KO broad gauge low platform for secure and dynamic driving experience



Elegant kitchen centre with powerful burners and Maxi drawers with central locking



Ergonomic: Comfortable Pilote seats with height/inclination adjustment, upholstered arm rests and lateral support



Stay cool! Extra-large fridges with at least 141 litres and freezer compartment



Well protected: Robust GRP roof for hail protection



Stay cool! Extra-large fridges with at least 190 litres and freezer compartment



Winter expert! Excellent wintersiation due to the elaborate double floor construction



“SleepWell”: Fixed beds with 7-zones EvoPoreHRC Premium mattresses and ergonomic wooden bed frames.



Winterproof: Heated double floor with frost-protected water installation and additional storage space



Put your feet up: Comfortable L-shaped lounge with free-standing table



For a healthy indoor climate: Optimal rear ventilation of overhead lockers avoids condensation



Family-friendly: At least 4 sleeping berths



Inviting: 70 cm XXL entrance door



King of storage: Particularly high rear garages thanks to Dethleffs drop chassis extension



More power: 95 Ah battery with AGM technology for higher performance, longer life and shorter charging time



Long-lasting: Rot-proof body construction without wood inserts and with GRP covered underfloor

# Index

2	Dethleffs Added Value			
3	Index			
4 – 9	Globetrotter XL	-	A Class	-
10 – 15	Globetrotter XXL	-	-	Coachbuilt
16	General Information			

## Legend

### Designated passenger 4 (6\*):

4 = Standard number of belted seats.

### (6\*) = Maximum number of seats

For more than 4 passengers the optional safety package is necessary. Basically the authorised total weight as well as the axle load must not be exceeded.

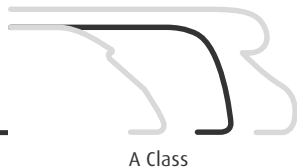
Water boiler (red. volume) = The basis for calculation of the "mass in running order" is the reduced water tank volume.

### Optional extras

Some optional extras cannot be fitted on several models. Please contact your Dethleffs dealer for advice as regards technical specification/ installation and further optional extras. Packages are only available with a binding order of a new vehicle.

All weight indications are approximate values. The fitting of optional extras will increase the vehicle's weight and reduce the maximum user payload.

# Globetrotter XL and XL Premium



## Globetrotter XL Added Value

- + Highly equipped kitchen centre and variable bathroom with much elbow room
- + Safe travelling with excellent driving characteristics: AL-KO broad gauge low platform chassis with low centre of gravity
- + Absolutely winter-proof: 366mm high double floor and frost protected installation
- + ALDE warm water heating with heat exchanger for engine pre-heat

## Standard UK specification which is above standard European specification\*

- Right hand drive chassis
- Full UK specification incl. UK gas and UK electrics
- Radio pre-wiring with Sound package
- Reversing cam and DVD radio Moniceiver
- Duo Control, CS crash sensor
- 2nd access locker door
- Cab door N/S
- Heki III incl. illuminated plinth
- Habitation door with window and central locking
- Indirect illumination
- Smoke detector
- Tec Tower incl. oven
- Carpets for the cab and living room

\* Please note: From technical point of view there are components which are not possible for some of model types and layouts.



## Standard specification

### Chassis / Base vehicle

- Fiat Ducato with Common-Rail-Turbo diesel technology, Multijet direct injection and Euro 6 engine
- Front wheel drive
- Steel wheels 16"
- High-quality all season tyres (4 Seasons M+S)
- ABS / EBD
- ESP
- ASR
- Hill Holder, Hill Descent Control
- AL-KO low platform
- Broad gauge chassis rear axle
- Comfortable driving experience with axle stabilisers
- Chassis with stronger suspension springs for automotive driving comfort
- Increased suspension spring for front axle
- Large fuel tank (90l)
- Interruption of fuel supply and retraction of steering column (in case of a collision)
- Wider tyres, anti-theft device and revolution counter
- LED day-time-running lights integrated into the bumper
- Halogen headlights (passing- and upper beam lights)
- Panoramic safety glass windscreen
- Driver and passenger airbags
- Cab air conditioning (automatic)
- Instrumental panel with chromed applications
- Cup holder in cab dashboard
- Electrical window lift
- Low vibration, electrical and heated cab mirrors in bus style
- Break-down kit

### Conversion

- Resistant to rot LifeTime Plus conversion construction
- GRP roof and floor (glass fibre reinforced plastic) for optimal protection
- Floor thickness: 43mm; intermediate floor: 20mm, sidewall/ roof thickness: 45mm
- Double floor can be partly loaded over the complete width of vehicle (depending on layout), double floor height 30cm

- Smooth sides in Aluminium White
- Fully insulated, repair-friendly, two-piece GRP rear with energy saving LED rear light
- Automotive roof skirts optionally available with integrated awning
- Large rear garage including fixing loops, heated and illuminated with LED strips, floor cover made of slip-resistant GRP (250 kg load capacity)
- Access locker doors with catch locks
- Stable, double glazed flush fitting windows with integrated blinds and flyscreens
- Clear glass Mini Heki with blind and flyscreen
- Midi Heki over the pull-down bed
- Cab blinds for best insulation and privacy screen
- Windscreen blinds (horizontally adjustable)
- Electrical entrance step
- Coupé entrance
- Extra wide living door (70cm) with integrated window, interior trim, flyscreen door and electrical closing support
- Dethleffs Pilote Seat SKA with height/ inclination adjustment and two upholstered armrests, integrated headrests and seat belts
- Swivel driver and passenger seats
- Height-adjustment for headrests for seating lounge in car optic
- Electrical pull-down bed
- Wooden sliding door with large mirror between the bathroom and sleeping room
- Mud flaps rear
- Repair-friendly, two-piece A Class GRP front with integrated LED day-time-running lights and chromed headlight trims

### **On-board technology/ Installations**

- Gas bottle locker for 2 x 11kg bottles
- Powerful 95 Ah AGM leisure battery
- Starter and leisure battery with automatic switch-over (also for fridge)
- Electrical charging device for leisure and starter batteries 12V/ 18A
- 230 V and 12 V outlets in garage
- 2 USB ports (seating lounge and sleeping room)

- CEE 230V external socket with safety device
- Warm water heating ALDE with automated drain valve, stop valve for sleeping room and engine heat exchanger
- Powerful pressure water pump
- Warm water supply with one-handle mixer battery
- On-board control panel with Luxury design
- LED illumination for the interior
- Wardrobe illumination with LED light
- Illuminated plinth over the door
- Awning light
- ELCB (earth leakage circuit breaker)
- Fresh water/ waste water tank installed in double floor (insulated area)

### **Kitchen**

- Gourmet Kitchen Centre with 3-hob cooker, splitted cooker cover, cutting board, apothecary pull out, larger drawers with central locking and waste bin
- Sink and hob in high-quality stainless steel
- Large fridge with separated freezer compartment and auto energy selection (AES)
- Spacious drawers with high-quality smooth steel runners and self-closing function
- Kitchen overhead locker with illuminated plinth
- LED kitchen illumination
- Height-adjustable shelves for kitchen overhead lockers
- Spice rack in kitchen backwall
- Extractor fan (exhaust air)
- Separated place for the coffee machine

### **Bathroom**

- Cassette toilet with swivel seat and electronic flush
- Storage space for Thetford additional tank in the rear garage
- Bright, large washbowl with sufficient deposition N/S and O/S
- All of our bathrooms are equipped with cabinets, storage compartments, large mirrors, tooth brush tumbler and toilet paper holder

- Bathroom doors in very robust finish with homelike door handle
- Spacious shower with plexiglas and PVC sidewalls
- Intelligent washroom concept with 3-D bathroom, shower parts with "Wellness" shower head
- LED illumination for the bathroom
- Full-length mirror in sanitary area

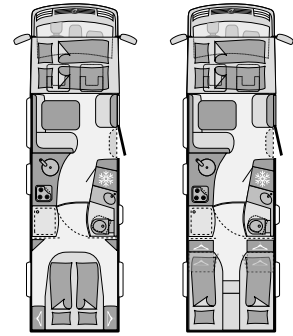
### **Living area**

- New, innovative light-weight furniture technology with pleasant shapes and bi-colour décor elements
- Overhead lockers throughout with doors in the rear (depending on layout)
- Space saving overhead locker concept with installation channel
- Fixed and pull-down beds with wooden slated frames and 7 zones EvoPore HRC mattress (climate regulating)
- Single beds can be converted to a large double bed
- Seat chest enlargement, fold-away with storage space
- Clever sideboard with pull-out bar case and spacious drawers in entrance area
- AirPlus ventilation system
- Wardrobe N/S and O/S next to the Kingsize bed (only for I 7850-2 DBM)
- High wardrobes (N/S and O/S) with height-adjustable shelves (only for I 7850-2 EB)
- High-quality, ergonomic seat cushions
- Comfortable L-shaped seating lounge with free-standing table leg and Panoramic window

### **Interior**

- Wood décor: Noce Padano
- Soft furnishing: Mioko or Antigua

# Globetrotter XL A Class



## Extended standard equipment Globetrotter XL Premium

- Weight upgrade to 5.4 t
- Alloy wheels 16" anthracite-polished (3-axle)
- Alternative headlights (LED passing beam)
- Air-driven seats by SKA
- Exterior design in Premium
- Sun blinds for side windows in cab
- Cab dash with Aluminium applications
- Rear steadies (2 pieces)
- Heki III for sleeping room
- Electrical windscreen blind
- Air conditioning "Truma Aventa Comfort"

The additional standard equipment of the GLOBETROTTER XL Premium of ca. 220 kg must be added to the mass in running order (MIRO).

GLOBETROTTER XL		I 7850-2 DBM	I 7850-2 EB
Length	cm	871	871
Width	cm	233	233
Height	cm	304	304
Internal height	cm	208	208
Towing weight 12% braked/ unbraked	kg	1800* / 750	1800* / 750
Tyres		225/75R 16C	225/75R 16C
Wheel base	cm	445/80	445/80
Beds pull-down/ overcab	cm	200x150	200x150
	Bed mid	cm	-
	Bed rear	cm	200x150
	Alternative	cm	210x200/145
Sleeping berths		4	4
Basic engine		2,3 MJET MAXI	2,3 MJET MAXI
kW (BHP)		96 (130)	96 (130)
Chassis type		AL-KO low platform	AL-KO low platform
Weight net	kg	4114	4114
Mass in running order (MIRO)	kg	4449	4449
Payload	kg	551	551
Maximum authorised weight	kg	5000	5000
Designated passenger seats (standard weight)		4	4
Designated passenger seats (max. weight upgrade)		4	4
Heating		ALDE WW	ALDE WW
Fridge/ thereof freezer compartment	l	190 / 35	190 / 35
Water tank incl. boiler (red. volume)	l	166 (20)	166 (20)
Waste water tank volume	l	156	156
Awning size	cm	600	600
Garage sizes O/S standard/ maximum	cm	103x120 / -	103x120 / -
Garage sizes N/S standard/ maximum	cm	- / 103x120	- / 103x120
Battery/ charging device	Ah/A	95 / 18	95 / 18
Power outlets	230V/12V/USB	9 / 3 / 2	9 / 3 / 2

\* under consideration of towing weight of 6 t

# Dethleffs world of colours

For the GLOBETROTTER XL range you can choose from the following colour combinations (some at extra charge).

## A Class

Chassis colour		Conversion colour		
		White	Titansilver Metallic	Travertin Metallic
Globetrotter XL White	<b>Code</b>	<b>standard</b>	<b>option</b> 511	<b>option</b> 1612
Globetrotter Premium XL White	<b>Code</b>	<b>standard</b>	<b>option</b> 511	<b>option</b> 1612

Please note that the roof as well as all skirts and other mounted parts will remain white. Conversion design partly with varnished graphics.

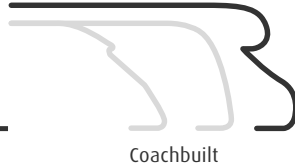
# Options XL I

	Additional weight (kg)	Code	17850-2 DBM	17850-2 EB
<b>Chassis/ Base</b>				
Fiat Ducato Multijet 150 Maxi (2.3 l/148 BHP)	0	8855	○	○
Fiat Ducato Multijet 180 Maxi (2.3 l/177 BHP)	40	8856	○	○
Alloy wheels 16" (for 3 axles)	0	8045	○	○
Tow bar (consider the total towing weight)	35	273	○	○
Weight upgrade to 5.4 t	25	7497	○	○
Cab insulating mat large	13	427	○	○
Cab insulating mats for windscreen and side windows	9	934	○	○
Air suspension rear axle	35	1658	○	○
Air suspension front and rear axles	85	1796	○	○
SKA seats 6830/M23	36	7505	○	○
Mud flaps front	2	298	○	○
Halogen low beam and high beam lights incl. static cornering light and fog lights	0	7138	○	○
LED dimm light	0	7152	○	○
Rear corner steadies (2 pieces)	6	390	○	○
Electrical front blinds	8	1782	○	○
Sun shade alternative	6	1708	○	○
Diesel tank 120 l	28	1316	○	○
Automated gearbox (6 gears)	17	11	○	○
<b>Bodywork exterior</b>				
Heki III	14	849	○	○
Heki III without illuminated plinth in the sleeping area	12	442	○	○
Skylight Omni-Vent	1	7507	○	○
Awning electrical	64	1645	○	○
Alarm system mounted	5	322	○	○
<b>Bodywork interior</b>				
Fire extinguisher 2 kg	3,5	1878	○	○
Safe mounted	12,5	323	○	○
<b>Furniture layouts</b>				
Alternative overhead lockers	0	1969	○	○
Overhead lockers in cab	u.r.	679	○	○
<b>Soft furnishing</b>				
7-zone EvoPoreHRC mattress with gel inlay for double bed	4	8223	○	-
7-zone EvoPoreHRC mattress with gel inlay for single bed (right)	2	8225	-	○
7-zone EvoPoreHRC mattress with gel inlay for single bed (left)	2	8224	-	○
Leather "Burano"	12	7549	○	○
<b>Electrics/ Installation</b>				
2nd leisure battery 95 Ah	27	830	○	○
Solar system	15	922	○	○
Electric package 1	64	7488	○	○
Electric package 2	114	7489	○	○
<b>Gas installation</b>				
Exterior socket for gas 30mbar	1	878	○	○
<b>Water supply/ Installation</b>				
Installed exterior shower (cold/hot water)	4	1574	○	○
<b>Heating/ Air conditioning</b>				
Heating: Webasto additional heating	7	517	○	○
Alde heating operation by smartphone app	0	7512	○	○
ALDE warm water heating for cab (only in conj. with ALDE heating - not in conj. with cab carpet)	10	6709	○	○
Additional pump 230 V for ALDE heating	1	314	○	○
Roof air conditioning Truma Aventa Comfort	34	609	○	○
<b>Kitchen</b>				
Fridge vent	1	282	○	○



	Additional weight (kg)	Code	17850-2 DBM	17850-2 EB
<b>Bathroom</b>				
Ceramic toilet	25	7243	○	○
Toilet vacuum ventilation	2	1681	○	○
Macerator toilet with waste-holding tank (100l f. XLi / 140l f. XXL)	22	1625	○	○
<b>Multimedia systems</b>				
Flatscreen 22" (incl. DVB-T, DVB-S receiver, DVD)	4	1799	○	○
Additional flatscreen 22"	4	7490	○	○
Additional flatscreen bracket	3	1809	○	○
Pre-wiring (navigation to TV cabinet)	2	1945	○	○
Pre-wiring reversing cam	2	277	○	○
RDS/ CD Pioneer	2	1639	○	○
Jehnert Sound package Plus	8	8082	○	○
SAT system Flatsat Easy Classic 65	13	1741	○	○
SAT system Flatsat Easy Classic 65 Twin	13	7670	○	○
SAT system Flatsat Easy 85	21	7671	○	○
SAT system Flatsat Easy 85 Twin	15	1637	○	○
Navigation module Pioneer AVIC-F220	2	1643	○	○
Top View 360°	6	7173	○	○
<b>Misc</b>				
Registration documents	0	0	◆	◆

# Globetrotter XXL



Coachbuilt



## Globetrotter XXL Added Value

- + Maximum room and sleeping comfort: sleeping berths and seats for up to 7 passengers
- + Towing weight up to 3.5t
- + New IVECO with rear drive, twin tyres and different driving assistance systems
- + Heated double floor with 356mm of height for freeze protection of pipes and water tanks
- + Powerful 3.0l (Euro 6) Common Rail diesel engine with 132 kW/ 180 BHP (150 kW/ 205 BHP optionally available)

## Standard UK specification which is above standard European specification\*

- Right hand drive chassis
- Full UK specification incl. UK gas and UK electrics
- Reversing cam
- Radio pre-wiring with Sound package
- 2nd access locker door
- Heki III incl. illuminated plinth
- Indirect illumination
- Smoke detector
- Oven with grill
- Safety package incl. additional safety belts against driving direction
- Carpets for the cab and living room

\* Please note: From technical point of view there are components which are not possible for some of model types and layouts.



## Standard specification

### Chassis / Base vehicle

- Iveco Daily 65 C 18, JTD (132 kW/ 180 BHP)
- Diesel particulate filter (DBF) (Euro 6 exhaust emission norm)
- AdBlue Tank 20 l
- Rear wheel drive with twin tyres
- Steel wheels 16"
- High-quality all season tyres (4 Seasons M+S)
- Spare wheel under the vehicle rear
- Hill Holder, Hill Descent Control (only for A 9000-2)
- ABS / ASR
- Hydraulic brake assistant
- Differential lock for drive axle
- Increased suspension spring for front axle
- Large fuel tank (90l)
- Wider tyres, anti-theft device and revolution counter
- Day-time-running lights integrated into the headlights
- Fog lights with static cornering light
- Driver and passenger airbags
- Cab air conditioning (automatic)
- Compartment on cab dash in the mid incl. 2x USB ports, Aux-In
- Electrical window lift
- Electrical and heated mirrors
- Break-down kit

### Conversion

- Resistant to rot LifeTime Plus conversion construction
- GRP roof and floor (glass fibre reinforced plastic) for optimal protection
- Floor thickness: 43mm; intermediate floor: 20mm, sidewall/ roof thickness: 45mm
- Double floor storage, to be loaded almost through the complete vehicle width, double floor height: 36cm
- High-level rear moulding with energy saving LED rear lights and modern roof railing
- Large rear garage including fixing loops, heated and illuminated with LED strips, floor cover made of slip-resistant GRP (250 kg load capacity)
- Access locker doors with catch locks

- Stable, double glazed flush fitting windows with integrated blinds and flyscreens
- Window for Overcab O/S
- Clear glass Mini Heki with blind and flyscreen
- Electrical entrance step
- Coupé entrance
- Driver and passenger seats in Luxury design, 3-step adjustable and hydraulic
- Height-adjustment for headrests for seating lounge in car optic
- Overcab bed fold-away
- Wooden sliding door between cab and living room
- Mud flaps rear

### **On-board technology/ Installations**

- Gas bottle locker with easy pull-out function (2 x 11 kg)
- Powerful 150 Ah AGM leisure battery
- Starter and leisure battery with automatic switch-over (also for fridge)
- Electrical charging device for leisure and starter batteries 12V/ 18A
- 230 V and 12 V outlets in garage
- CEE 230V external socket with safety device
- Warm water heating ALDE with automated drain valve, stop valve for sleeping room and engine heat exchanger
- Powerful pressure water pump
- Warm water supply with one-handle mixer battery
- On-board control panel with Luxury design
- LED illumination for the interior
- Wardrobe illumination with LED light
- Illuminated plinth over the door
- Awning light
- ELCB (earth leakage circuit breaker)
- Fresh water/ waste water tank installed in double floor (insulated area)

### **Kitchen**

- Gourmet Kitchen Centre with 3-hob cooker, splitted cooker cover, cutting board, apothecary pull out, larger drawers with central locking and waste bin
- Sink and hob in high-quality stainless steel

- Large fridge with separated freezer compartment and auto energy selection (AES)
- Spacious drawers with high-quality smooth steel runners and self-closing function
- Kitchen overhead locker with illuminated plinth
- LED kitchen illumination
- Height-adjustable shelves for kitchen overhead lockers
- Spice rack with noble chrome alloy
- Extractor fan (exhaust air)
- Separated place for the coffee machine

### **Bathroom**

- Cassette toilet with swivel seat and electronic flush
- Storage space for Thetford additional tank in the rear garage
- Bathroom doors in very robust finish with homelike door handle
- Fixed shower walls and water resistant plastic walls in the separated shower
- High-quality furniture in wooden optic with chromed railing and robust wash bowl
- Intelligent washroom concept with 3-D bathroom, shower parts with "Wellness" shower head
- LED illumination for the bathroom

### **Living area**

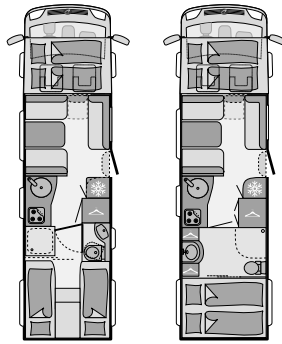
- High-quality furniture finished in sturdy plywood and locker doors made of MDF (medium density fibreboard)
- Overhead lockers throughout with doors in the rear (depending on layout)
- Overcab bed with 7-zone EvoPoreHRC mattress with climate regulating material
- Children's beds and Overcab bed with fall-out protection net and ladder
- Seat chest enlargement, fold-away with storage space
- Display case with high-quality rounded Plexiglass door (not in conj. with the Tec Tower)
- Shoe bin in entrance area
- AirPlus ventilation system

- Laundry drawer fold-away in the rear garage (only for A 9800-2)
- High-quality, ergonomic seat cushions
- Seating lounge convert to U-shaped lounge
- Cab carpets

### **Interior**

- Wood décor: Noce Padano
- Soft furnishing: Solana or Namib

# Globetrotter XXL Coachbuilt



GLOBETROTTER XXL		A 9000-2	A 9800-2
Length	cm	885	885
Width	cm	235	235
Height	cm	345	345
Internal height	cm	211	211
Towing weight 12% braked/ unbraked	kg	3500* / 750	3500* / 750
Tyres		225/75R 16C	225/75R 16C
Wheel base	cm	475	475
Beds pull-down/ overcab	cm	215x150	215x150
Bed mid	cm	210x196/128	210x196/128
Bed rear	cm	2x 200x80	200x150
Alternative	cm	200x190/195	-
Sleeping berths		6	6
Basic engine		3,0 JTD	3,0 JTD
kW (BHP)		132 (180)	132 (180)
Chassis type		Ladder frame	Ladder frame
Weight net	kg	4850	4850
Mass in running order (MIRO)	kg	5260	5260
Payload	kg	1440	1440
Maximum authorised weight	kg	6700	6700
Designated passenger seats (standard weight)		4 (6)	4 (6)
Designated passenger seats (max. weight upgrade)		6	6
Heating		ALDE WW	ALDE WW
Fridge/ thereof freezer compartment	l	190 / 35	190 / 35
Water tank incl. boiler (red. volume)	l	230 (20)	230 (20)
Waste water tank volume	l	222	222
Awning size	cm	600	600
Garage sizes O/S standard/ maximum	cm	105x120 / -	105x120 / -
Garage sizes N/S standard/ maximum	cm	- / 105x120	- / 105x120
Battery/ charging device	Ah/A	150 / 18	150 / 18
Power outlets	230V/12V/USB	6 / 3 / 2	6 / 3 / 2

\* under consideration of towing weight of 6 t



Dethleffs

11

IVECO

RV DE 34

# Options XXL A

	Additional weight (kg)	Code	A 9000-2	A 9800-2
<b>Chassis/ Base</b>				
Iveco Daily 205BHP, 65 C 21 E6	0	7560	○	○
Wheel trims	2	536	○	○
Tow bar	35	273	○	○
Weight upgrade to 7200 kg	0	1636	○	○
Insulation mats exterior for front and side windows	9	934	○	○
Air suspension for driving axle (original Iveco)	30	41	○	○
Telma-brake Iveco 8653 (retarder)	125	1400	○	○
Additional seat in cab	10	7741	○	○
Rear corner steadies	6	390	○	○
Converter automated gearbox (ZF)	17	7706	○	○
<b>Bodywork exterior</b>				
Storage access in the rear	17	1732	○	○
Roof ladder + cross elements for railing	16	1754	○	○
Midi Heki	8	246	○	○
Heki III without illuminated plinth in the sleeping area	12	442	○	○
Awning electrical	64	1645	○	○
Awning (different lengths available). See spec sheet.	u.r.	1646	○	○
<b>Bodywork interior</b>				
Aluline shelving system	5	1979	○	○
Bicycle rack for Aluline shelving system	5	1930	○	○
Fire extinguisher 2 kg	3,5	1878	○	○
Safe mounted	12,5	323	○	○
Double floor for rear garage	5	1890	○	○
<b>Furniture layouts</b>				
Isofix - child seat preparation	5	8125	○	○
Electrical and heated Overcab bed	3	1740	○	○
<b>Soft furnishing</b>				
7-zone EvoPoreHRC mattress with gel inlay for double bed	4	8223	-	○
7-zone EvoPoreHRC mattress with gel inlay for single bed (right)	2	8225	○	-
7-zone EvoPoreHRC mattress with gel inlay for single bed (left)	2	8224	○	-
Leather "Burano"	12	7549	○	○
<b>Electrics/ Installation</b>				
Gel battery 220 Ah	43	521	○	○
Solar system	15	922	○	○
<b>Gas installation</b>				
Exterior socket for gas 30mbar	1	878	○	○
Switch over system Duo Control CS	13	1577	○	○
<b>Water supply/ Installation</b>				
Exterior shower (cold water)	1	793	○	○
<b>Heating/ Air conditioning</b>				
Heating: Webasto additional heating	7	517	○	○
Alde heating operation by smartphone app	0	7512	○	○
Additional pump 230 V for ALDE heating	1	314	○	○
Roof air conditioning Truma Aventa Comfort	34	609	○	○
<b>Kitchen</b>				
Large fridge with separated freezer compartment and integrated oven with grill (TecTower)	20	290	○	○
Fridge vent	1	282	○	○
<b>Bathroom</b>				
Shower wooden grid	3	1657	○	○
Ceramic toilet	25	7243	○	○
Toilet vacuum ventilation	2	1681	○	○
Macerator toilet with waste-holding tank (100l f. XLi / 140l f. XXL)	22	1625	○	○
2nd cassette for Thetford toilet	3	502	○	○

	Additional weight (kg)	Code	A 9000-2	A 9800-2
<b>Multimedia systems</b>				
Flatscreen 22" (incl. DVB-T, DVB-S receiver, DVD)	4	1799	○	○
Additional flatscreen 22"	4	7490	○	○
Additional TV bracket	3	1809	○	○
RDS/ CD Pioneer	2	1639	○	○
SAT system Flatsat Easy Classic 65	13	1741	○	○
SAT system Flatsat Easy Classic 65 Twin	13	7670	○	○
SAT system Flatsat Easy 85	21	7671	○	○
SAT system Flatsat Easy 85 Twin	15	1637	○	○
Navigation module Pioneer AVIC-F220	2	1643	○	○
Top View 360°	6	7173	○	○
Reversing cam twin coloured without display	2	1641	○	○
Coloured display for reversing cam	2	1640	○	○
<b>Misc</b>				
Registration documents	0	0	◆	◆

## General Information

The "mass in running order" according to VO (EU) 1230/2012 includes the empty vehicle weight, the driver's weight calculated at 75 kg and 90 % fuel capacity as well as the following basic equipment: filled water tank (with reduced water tank capacity), 1 x 11 kg gas bottle (100% filled) and a cable reel.

The term "Maximum Authorised Weight" must not be exceeded when optional extras and personal items are taken into account. The sizes and weights are approximate values. The mass in running order applies for a standard model without any optional extras.

The fitting of optional extras will increase the vehicle's weight and reduce the maximum user payload.

The indicated towing weights are technically authorised values. It is necessary to comply with the indicators of the total towing weight.

The information about design, technical information, weights or dimensions is the value which is known at printing date. Please be informed that any values are approximate values with a tolerance of +/- 5%. Subject to change, errors excepted.

The "Motorhome Technical Information 01/2017" for the Premium class is valid from 15.08.2016. Dethleffs reserve the right to alter technical and material specifications and standard equipment at any time as material and conditions demand.

Please note: The price of Dethleffs products in various European countries will differ. This is due to differing levels of specification in the individual countries and varying rates of VAT or luxury tax.